

Automatic Clutches

Core EXP 3.0 1-6
 Radius CX 7-10
 Radius X 11-16

Manual Clutches

Core Manual 17-20
 Core Manual TorqDrive 21-23
 TorqDrive Clutch Pack 24-25

Extra Parts

ARC Clutch Lever Kit 26
 Clutch Basket 27-29
 Clutch Cover 30-34
 Friction Packs 35-37
 Slave Cylinder 38-41





Using the principles of centrifugal force, Core EXP automatically engages and disengages based on RPM. This means you can come to a complete stop in gear, without touching the clutch lever, and your bike stays running.

RMS-6027	Husaberg	09-12	FE 390
		09-12	FE 450
		09-12	FE 570
		09-12	FX 450
RMS-6033	KTM	1999	250 EGS
		99-05	250 EXC
		2005	250 EXC FACTORY
		01-05	250 EXC SIX-DAYS
		99-05	250 MXC
		99-05	250 SX
		03-05	250 SXS
		1999	300 EGS
		99-05	300 EXC
		01-03	300 EXC SIX-DAYS
		2005	300 EXC SIX-DAYS
		99-05	300 MXC
RMS-6107	Yamaha	16-17	YXZ1000R
		16-17	YXZ1000R SE
RMS-6130	KTM	2012	450 SX-F
RMS-6134	Husaberg	13-14	FE 450
		13-14	FE 501
	Husq.	14-15	FE 450
		14-15	FE 501
		2015	FE 501 S
	KTM	12-15	450 EXC
		2015	450 EXC FACTORY EDITION
		12-15	450 EXC SIX-DAYS
		12-15	450 XC-W
		12-15	500 EXC
		12-15	500 EXC SIX-DAYS
		12-15	500 XC-W
RMS-6135	Husaberg	2014	FE 250
		13-14	FE 350
	Husq.	14-16	FE 250
		14-16	FE 350
		15-16	FE 350 S
	KTM	14-16	250 EXC-F
		2015	250 EXC-F FACTORY EDITION
		14-16	250 EXC-F SIX-DAYS
		14-16	250 XCF-W
		12-16	350 EXC-F
2015		350 EXC-F FACTORY EDITION	
12-16	350 EXC-F SIX-DAYS		
12-13	350 Freeride		
12-16	350 XCF-W		

RMS-6135	KTM	14-16	350 XCF-W SIX-DAYS
RMS-6136	Husaberg	13-14	TE 250
		13-14	TE 300
	Husq.	14-16	TC 250
		14-16	TE 250
		14-16	TE 300
	KTM	13-16	250 EXC
		2015	250 EXC FACTORY EDITION
		13-16	250 EXC SIX-DAYS
		13-16	250 SX
		13-16	250 XC
13-16		250 XC-W	
13-16		300 EXC	
2015		300 EXC FACTORY EDITION	
13-16		300 EXC SIX-DAYS	
13-16		300 XC	
13-16	300 XC-W		
14-16	300 XC-W SIX-DAYS		
RMS-6142	Kawasaki	08-18	KLX140
		2017	KLX140G
		08-17	KLX140L
RMS-6177	Yamaha	00-17	TT-R125
RMS-6178	Yamaha	08-18	WR250R
		08-11	WR250X
RMS-6180	Husq.	17-19	FE 450
		17-19	FE 501
	KTM	2018	450 EXC SIX-DAYS
		17-19	450 EXC-F
		17-19	450 EXC-F SIX DAYS
		17-19	500 EXC-F
17-19	500 EXC-F SIX DAYS		
RMS-6182	Husq.	2016	FE 450
		2016	FE 501
	KTM	2016	450 EXC
		2016	450 EXC SIX-DAYS
		2016	450 Rally Factory Replica
		2016	450 XC-W
		2016	500 EXC
		2016	500 EXC SIX-DAYS
2016	500 XC-W		
RMS-6185	Husq.	17-19	FE 250
		17-19	FE 350
		2017	FE 350 S
	KTM	17-19	250 EXC-F
		2017	250 EXC-F SIX-DAYS



Using the principles of centrifugal force, Core EXP automatically engages and disengages based on RPM. This means you can come to a complete stop in gear, without touching the clutch lever, and your bike stays running.

RMS-6185	KTM	17-19	350 EXC-F
		17-18	350 EXC-F SIX-DAYS
RMS-6186	Husq.	17-19	TC 250
		17-18	TE 250
		18-19	TE 250i
		17-18	TE 300
		18-19	TE 300i
		17-19	TX 300
	KTM	17-18	250 EXC
		2017	250 EXC SIX-DAYS
		2018	250 EXC TPI
		2018	250 EXC TPI SIX DAYS
		17-19	250 SX
		17-19	250 XC
		17-18	250 XC-W
		18-19	250 XC-W TPI
		17-18	300 EXC
		2017	300 EXC SIX-DAYS
		2018	300 EXC TPI
		2018	300 EXC TPI SIX DAYS
		17-19	300 XC
17-19	300 XC-W		
2019	300 XC-W TPI		
2019	300 XC-W TPI SIX DAYS		
RMS-6206	Harley Davidson	2007	Sportster XL 1200 50th Ann.
		99-01	Sportster XL 1200 Sport
		2003	Sportster XL 1200 Sport
		03-18	Sportster XL 1200C Custom
		2013	Sportster XL 1200C Custom
		13-17	Sportster XL 1200CA Custom
		13-17	Sportster XL 1200CB Custom
		99-00	Sportster XL 1200CG Custom
		11-17	Sportster XL 1200CP Custom
		2001	Sportster XL 1200GE Custom
		2011	Sportster XL 1200L
		07-10	Sportster XL 1200L Low
		08-12	Sportster XL 1200N Nightster
		04-09	Sportster XL 1200R Roadster
		2018	Sportster XL 1200R Roadster
		2015	Sportster XL 1200T Super Low
		2017	Sportster XL 1200T Super Low
		13-17	Sportster XL 1200V 72
11-18	Sportster XL 1200X 48		
2002	Sportster XL 883		
04-09	Sportster XL 883		

RMS-6206	Harley Davidson	2003	Sportster XL 883 Hugger
		02-10	Sportster XL 883C Custom
		05-10	Sportster XL 883L Low
		11-18	Sportster XL 883L Super Low
		09-18	Sportster XL 883N Iron
		2002	Sportster XL 883R Race Rep.
		05-10	Sportster XL 883R Race Rep.
		2003	Sportster XL 883R Roadster
		11-17	Sportster XL 883R Roadster
		95-03	Sportster XLH 1200
		95-98	Sportster XLH 1200 Custom
		2002	Sportster XLH 1200 Custom
		95-98	Sportster XLH 1200 Sport
		2002	Sportster XLH 1200 Sport
		99-01	Sportster XLH 883 Custom
		95-96	Sportster XLH 883 Deluxe
		95-02	Sportster XLH 883 Hugger
		95-01	Sportster XLH 883 STD
2003	Sportster XLH 883 STD		
11-13	Sportster XLR 1200X		
RMS-7700	GasGas	03-06	DE 250
		03-06	DE 300
		00-11	EC 200
		2017	EC 200
		2012	EC 200R
		2017	EC 200R
		00-15	EC 250
		2017	EC 250
		00-15	EC 300
		2017	EC 300
		2012	EC 300R
		2017	EC 300R
		00-09	MC 250
		00-05	MC 300
		07-08	MC 300
00-02	XC 200		
10-12	XC 200		
00-02	XC 250		
11-13	XC 250		
00-02	XC 300		
11-13	XC 300		
RMS-7703	Cobra	16-18	CX65
RMS-7709	Honda	17-18	CRF 450 R
		17-18	CRF 450 RX
RMS-7710	Honda	13-16	CRF 450 R



Using the principles of centrifugal force, Core EXP automatically engages and disengages based on RPM. This means you can come to a complete stop in gear, without touching the clutch lever, and your bike stays running.



RMS-7711	Honda	02-07	CR 250 R
RMS-7712	Honda	04-09	CRF 250 R
		04-09	CRF 250 X
		12-17	CRF 250 X
RMS-7713	Honda	02-08	CRF 450 R
RMS-7714	Honda	09-12	CRF 450 R
RMS-7715	Honda	04-09	TRX 450R ATV
		13-14	TRX 450R ATV
RMS-7716	Honda	10-17	CRF 250 R
RMS-7718	Honda	07-22	CRF 150 R
RMS-7719	Honda	05-09	CRF 450 X
		12-18	CRF 450 X
RMS-7720	Honda	92-01	CR 250 R
RMS-7721	Beta	13-17	250 RR
		15-17	250 RR-Race Edition
		13-17	300 RR
		15-17	300 RR-Race Edition
		15-17	X Trainer 300
RMS-7723	Beta	11-13	350 RR
		2017	350 RR
		14-17	350 RR (Except Fact. Edition)
		15-17	350 RR-Race Edition
		2017	350 RR-S
		15-17	390 RR
		2017	390 RR-S
		2015	390 RS
		10-14	400 RR
		2011	400 RR Factory
		13-14	400 RS
		15-17	430 RR
		15-17	430 RR-Race Edition
		2017	430 RR-S
		2015	430 RS
		10-14	450 RR
		2011	450 RR Factory
		13-14	450 RS
		15-17	480 RR
		15-17	480 RR-Race Edition
		12-14	498 RR
		2017	500 RR-S
		2015	500 RS
10-11	520 RR		
2011	520 RR Factory		
13-14	520 RS		
RMS-7724	Sherco	14-19	250 SEF

RMS-7724	Sherco	14-22	250 SEF-R
		2013	250i
		12-13	250i-R
		14-16	300 SEF
		14-22	300 SEF-R
		2013	300i
		2013	300i-R
RMS-7727	Husaberg	09-12	FE 390
		09-12	FE 450
		09-12	FE 570
		09-12	F5 570
		09-12	FX 450
RMS-7730	KTM	09-10	450 SX ATV
		07-11	450 SX-F
		08-09	450 XC-F
		09-10	505 SX ATV
		07-08	505 SX-F
		08-09	505 XC-F
		08-09	505 XC-F
RMS-7731	KTM	2004	105 SX
		06-11	105 SX
		08-09	105 XC
		03-12	85 SX
		2012	85 SXs
		08-09	85 XC
		08-09	85 XC
RMS-7732	KTM	09-11	400 EXC
		2011	400 EXC FACTORY EDITION
		09-11	400 XC-W
		08-11	450 EXC
		2010	450 EXC CHAMPION EDITION
		2011	450 EXC FACTORY EDITION
		09-11	450 EXC SIX-DAYS
		2008	450 EXC-R
		2008	450 EXC-R SIX-DAYS
		2008	450 XCR-W
		09-11	450 XC-W
		2010	450 XC-W CHAMP. EDITION
		10-11	450 XC-W SIX-DAYS
		09-11	530 EXC
		2010	530 EXC CHAMPION EDITION
		2011	530 EXC FACTORY EDITION
09-11	530 EXC SIX-DAYS		
2008	530 EXC-R		
2008	530 EXC-R SIX-DAYS		
2008	530 XCR-W		
09-11	530 XC-W		



Using the principles of centrifugal force, Core EXP automatically engages and disengages based on RPM. This means you can come to a complete stop in gear, without touching the clutch lever, and your bike stays running.



RMS-7732	KTM	10-11	530 XC-W SIX-DAYS
RMS-7734	Husq.	14-17	TC 85
	KTM	13-17	85 SX
		13-15	85 SXS
RMS-7736	Husaberg	11-12	TE 250
		11-12	TE 300
	KTM	06-12	250 EXC
		2010	250 EXC E-STARTER
		2011	250 EXC FACTORY EDITION
		06-12	250 EXC SIX-DAYS
		06-12	250 SX
		06-12	250 XC
		06-12	250 XC-W
		06-07	300 EXC
		09-12	300 EXC
		2011	300 EXC FACTORY EDITION
		06-07	300 EXC SIX-DAYS
		2009	300 EXC SIX-DAYS
		11-12	300 EXC SIX-DAYS
		07-08	300 EXC-E
		2008	300 EXC-E SIX-DAYS
		2010	300 EXC-E SIX-DAYS
		06-12	300 XC
06-12	300 XC-W		
2011	300 XC-W SIX-DAYS		
RMS-7737	Husaberg	2014	TE 125
	Husq.	14-15	TC 125
		14-16	TE 125
KTM	98-99	125 EGS	
	98-16	125 EXC	
	2010	125 EXC CHAMPION EDITION	
	2011	125 EXC FACTORY EDITION	
	2015	125 EXC FACTORY EDITION	
	01-16	125 EXC SIX-DAYS	
	00-01	125 EXE	
	98-09	125 SX	
	11-15	125 SX	
	00-08	125 SXS	
	07-08	144 SX	
	09-15	150 SX	
	10-14	150 XC	
	98-16	200 EXC	
	98-03	200 MXC	
	03-04	200 SX	
	06-09	200 XC	

RMS-7737	KTM	06-16	200 XC-W	
RMS-7738	Husaberg	2013	FE 250	
		KTM	07-13	250 EXC-F
			2010	250 EXC-F CHAMP. EDITION
			2011	250 EXC-F FACTORY EDITION
			07-13	250 EXC-F SIX-DAYS
			07-12	250 SX-F
			06-12	250 XC-F
			07-13	250 XCF-W
			2010	250 XCF-W CHAMP. EDITION
2011	250 XCF-W SIX-DAYS			
RMS-7740	Kawasaki	09-20	KX250F	
RMS-7742	Kawasaki	98-09	KX100	
		11-22	KX100	
		2009	KX100 Monster Energy	
		98-00	KX80	
		01-22	KX85	
		2009	KX85 Monster Energy	
RMS-7743	Kawasaki	00-22	KX65	
	Suzuki	00-07	RM 65	
RMS-7744	Kawasaki	16-18	KX450F	
RMS-7745	Kawasaki	08-21	KLX450R	
		06-15	KX450F	
RMS-7755	Husq.	10-12	TC 250	
		2013	TC 250 R	
		10-11	TC 310	
		10-12	TE 250	
		2013	TE 250 R	
		10-12	TE 310	
		2013	TE 310 R	
		10-12	TXC 250	
		2013	TXC 250 R	
		2012	TXC 310	
		2013	TXC 310 R	
RMS-7756	Husq.	08-10	TC 450	
		08-10	TC 510	
		08-10	TE 450	
		08-10	TE 510	
		08-10	TXC 450	
		08-10	TXC 510	
RMS-7764	Suzuki	10-11	RM-X 450	
		2017	RM-X 450	
		08-22	RM-Z 450	
RMS-7767	Suzuki	07-22	RM-Z 250	
RMS-7770	Yamaha	99-22	YZ250	



Using the principles of centrifugal force, Core EXP automatically engages and disengages based on RPM. This means you can come to a complete stop in gear, without touching the clutch lever, and your bike stays running.

RMS-7770	Yamaha	16-22	YZ250X
RMS-7771	GasGas	10-15	EC 250F
		13-15	EC 300F
	Yamaha	01-14	WR250F
RMS-7772	Yamaha	01-13	YZ250F
		18-21	YZ65
RMS-7773	GasGas	02-22	YZ85
		12-15	EC 450F
RMS-7774	Yamaha	07-15	WR450F
		05-09	YZ450F
		04-09	YFZ450 ATV
RMS-7776	Yamaha	12-13	YFZ450 ATV
		2017	YFZ450 ATV
		9-20	YFZ450R ATV
		10-11	YFZ450X ATV
RMS-7778	Yamaha	16-22	WR450F
		10-22	YZ450F
		16-22	YZ450FX
RMS-7777	Yamaha	15-18	WR250F
		14-18	YZ250F
		15-19	YZ250FX
RMS-7780	Husq.	17-21	FE 450
		17-21	FE 501
		17-21	FE 501 S
	KTM	2018	450 EXC SIX-DAYS
		17-22	450 EXC-F
		17-20	450 EXC-F SIX DAYS
RMS-7781	Husq.	2017	450 XC-W
		17-22	500 EXC-F
		17-20	500 EXC-F SIX DAYS
		16-18	FC 250
		2018	250F Freeride
RMS-7782	Husq.	16-18	250 SX-F
		15-16	250 SX-F Factory Edition
		16-18	250 XC-F
RMS-7783	Husq.	2018	250F Freeride
		2016	FE 450
		2016	FE 501
	KTM	2016	FE 501 S
		2016	FR 450 RALLY
		2016	450 EXC
RMS-7784	Husq.	2016	450 EXC SIX-DAYS
		15-16	450 Rally Factory Replica
	KTM	2016	450 XC-W
		2016	500 EXC
RMS-7785	Husq.	2016	500 EXC SIX-DAYS
		2016	500 EXC
	KTM	2016	500 EXC
		2016	500 EXC SIX-DAYS

RMS-7772	KTM	2016	500 XC-W
RMS-7773	KTM	14-17	250 Freeride
RMS-7784	Husaberg	13-14	FE 450
		13-14	FE 501
	Husq.	14-15	FE 450
		14-15	FE 501
		2015	FE 501 S
	KTM	12-15	450 EXC
2015		450 EXC FACTORY EDITION	
12-15		450 EXC SIX-DAYS	
12-15		450 XC-W	
12-15		500 EXC	
12-15		500 EXC SIX-DAYS	
RMS-7785	Husaberg	2014	FE 250
		13-14	FE 350
	Husq.	14-16	FE 250
		14-16	FE 350
		15-16	FE 350 S
		14-16	FE 350 S
KTM	14-16	250 EXC-F	
	2015	250 EXC-F FACTORY EDITION	
	14-16	250 EXC-F SIX-DAYS	
	14-16	250 XCF-W	
	12-16	350 EXC-F	
	2015	350 EXC-F FACTORY EDITION	
	12-16	350 EXC-F SIX-DAYS	
	12-13	350 Freeride	
12-16	350 XCF-W		
RMS-7787	KTM	14-16	350 XCF-W SIX-DAYS
		09-13	65 SX
		12-13	65 SXS
RMS-7788	Husq.	2009	65 XC
		14-15	FC 250
		14-15	FC 350
RMS-7789	KTM	13-15	250 SX-F
		13-15	250 XC-F
		11-15	350 SX-F
		11-15	350 XC-F
RMS-7790	KTM	14-17	350 Freeride
RMS-7791	Husq.	17-22	TC 65
		14-22	65 SX
		11-19	TC 66
RMS-7792	Husq.	16-18	TC 125
		17-18	TE 150
		17-18	TX 125



Using the principles of centrifugal force, Core EXP automatically engages and disengages based on RPM. This means you can come to a complete stop in gear, without touching the clutch lever, and your bike stays running.



CORE EXP 3.0

RMS-7791	KTM	16-18	125 SX	
		17-18	125 XC-W	
		16-18	150 SX	
		17-18	150 XC-W	
RMS-7792	Husq.	16-18	FC 350	
		17-18	FX 350	
	KTM	16-18	350 SX-F	
		2015	350 SX-F Factory Edition	
16-18		350 XC-F		
RMS-7795	Husq.	17-22	FE 250	
		17-22	FE 350	
		20-22	FE 350 S	
	KTM	17-22	250 EXC-F	
		2020	250 EXC-F SIX-DAYS	
		17-22	350 EXC-F	
17-20		350 EXC-F SIX-DAYS		
RMS-7796	Husq.	17-21	TC 250	
		17-18	TE 250	
		18-22	TE 250i	
		17-18	TE 300	
		18-22	TE 300i	
		17-19	TX 300	
		KTM	17-18	250 EXC
			17-18	250 EXC SIX-DAYS
			18-22	250 EXC TPI
			18-20	250 EXC TPI SIX DAYS
			17-22	250 SX
			17-19	250 XC
			17-18	250 XC-W
			18-19	250 XC-W TPI
	17-18		300 EXC	
	17-18		300 EXC SIX-DAYS	
	18-22		300 EXC TPI	
	18-20		300 EXC TPI SIX DAYS	
	17-18		300 XC	
	17-19		300 XC-W	
	19-22	300 XC-W TPI		
	2019	300 XC-W TPI SIX DAYS		
	RMS-7797	Husq.	14-15	FC 450
			KTM	13-15
		KTM	12-14	450 SX-F Factory Edition
			13-15	450 XC-F
	RMS-7798	Husq.	16-22	FC 450
			2018	FC 450 Rockstar Edition
17-22			FX 450	
KTM		16-22	450 SX-F	
		15-18	450 SX-F Factory Edition	
		16-22	450 XC-F	





The RadiusCX is our top of the line product bringing together our latest innovations in one package. It offers the most demanding riders a significant advancement in auto clutch performance. RadiusCX delivers next level durability, lever control, and more direct power transfer.

RMS-7901001	Honda	18-22	CRF 250 R
RMS-7901002	Honda	19-20	CRF 450 R
		19-20	CRF 450 RX
		2019	CRF 450 X
RMS-7901009	Honda	17-18	CRF 450 R
		17-18	CRF 450 RX
RMS-7901010	Honda	17-18	CRF 450 R
		17-18	CRF 450 RX
RMS-7901011	Honda	02-08	CRF 450 R
RMS-7901012	Honda	04-09	CRF 250 R
		04-09	CRF 250 X
		12-17	CRF 250 X
RMS-7901013	Honda	05-09	CRF 450 X
		12-18	CRF 450 X
RMS-7901014	Honda	09-12	CRF 450 R
RMS-7901015	Honda	02-07	CR 250 R
RMS-7901016	Honda	10-17	CRF 250 R
RMS-7901017	Honda	04-09	TRX 450R ATV
		13-14	TRX 450R ATV
RMS-7901021	Honda	92-01	CR 250 R
		94-01	CR 500 R
RMS-7902021	Beta	13-17	250 RR
		15-17	250 RR-Race Edition
		13-17	300 RR
		15-17	300 RR-Race Edition
		15-17	X Trainer 300
RMS-7902022	Beta	18-21	250 RR
		18-19	250 RR-Race Edition
		18-21	300 RR
		18-19	300 RR-Race Edition
		18-21	X Trainer 300
RMS-7902023	Beta	11-13	350 RR
		2017	350 RR
		14-17	350 RR (Except Fact. Edit.)
		15-17	350 RR-Race Edition
		2017	350 RR-S
		15-17	390 RR
		2017	390 RR-S
		2015	390 RS
		10-14	400 RR
		2011	400 RR Factory
		13-14	400 RS
		15-17	430 RR
		15-17	430 RR-Race Edition
2017	430 RR-S		

RMS-7902023	Beta	2015	430 RS	
		10-14	450 RR	
		2011	450 RR Factory	
		13-14	450 RS	
		15-17	480 RR	
		15-17	480 RR-Race Edition	
		12-14	498 RR	
		2017	500 RR-S	
		2015	500 RS	
		10-11	520 RR	
RMS-7902025	Beta	2011	520 RR Factory	
		13-14	520 RS	
RMS-7902025	Beta	18-19	350 RR	
		18-19	350 RR-Race Edition	
		18-19	350 RR-S	
		18-19	390 RR	
		18-19	390 RR-Race Edition	
		18-19	390 RR-S	
		18-19	430 RR	
		18-19	430 RR-Race Edition	
		18-19	430 RR-S	
		18-19	480 RR	
RMS-7903037	Husaberg	2014	TE 125	
		Husq.	14-15	TC 125
			14-16	TE 125
	KTM	98-99	125 EGS	
		98-16	125 EXC	
		2010	125 EXC CHAMP. EDITION	
		2011	125 EXC FACTORY EDITION	
		2015	125 EXC FACTORY EDITION	
		01-16	125 EXC SIX-DAYS	
		00-01	125 EXE	
98-09	125 SX			
11-15	125 SX			
00-08	125 SXS			
07-08	144 SX			
09-15	150 SX			
10-14	150 XC			
98-16	200 EXC			
98-03	200 MXC			
03-04	200 SX			
06-09	200 XC			
06-16	200 XC-W			



The RadiusCX is our top of the line product bringing together our latest innovations in one package. It offers the most demanding riders a significant advancement in auto clutch performance. RadiusCX delivers next level durability, lever control, and more direct power transfer.

RMS-7903083	KTM	14-17	250 Freeride
RMS-7903089	KTM	14-17	350 Freeride
RMS-7904040	Kawasaki	09-20	KX250F
RMS-7904044	Kawasaki	16-18	KX450F
RMS-7904045	Kawasaki	08-14	KFX450R ATV
		08-21	KLX450R
		06-15	KX450F
RMS-7906064	Suzuki	10-11	RM-X 450
		2017	RM-X 450
		08-22	RM-Z 450
RMS-7906067	Suzuki	07-22	RM-Z 250
RMS-7907070	Yamaha	99-22	YZ250
		16-22	YZ250X
RMS-7907071	GasGas	10-15	EC 250F
		13-15	EC 300F
	Yamaha	01-14	WR250F
		01-13	YZ250F
RMS-7907073	GasGas	10-15	EC 250F
	Yamaha	13-15	EC 300F
		01-14	WR250F
		01-13	YZ250F
RMS-7907074	Yamaha	04-09	YFZ450 ATV
		12-13	YFZ450 ATV
		2017	YFZ450 ATV
		9-20	YFZ450R ATV
		10-11	YFZ450X ATV
RMS-7907075	Yamaha	05-22	YZ125
RMS-7907076	Yamaha	16-22	WR450F
		10-22	YZ450F
		16-22	YZ450FX
RMS-7907078	Yamaha	15-18	WR250F
		14-18	YZ250F
		15-19	YZ250FX
RMS-7913080	Husq.	17-21	FE 450
		17-21	FE 501
		17-21	FE 501 S
	KTM	2018	450 EXC SIX-DAYS
		17-22	450 EXC-F
		17-20	450 EXC-F SIX DAYS
		2017	450 XC-W
		17-22	500 EXC-F
		17-20	500 EXC-F SIX DAYS
RMS-7913081	Husq.	16-18	FC 250
	KTM	16-18	250 SX-F
		15-16	250 SX-F Factory Edition

RMS-7913081	KTM	16-18	250 XC-F
RMS-7913082	Husq.	2016	FE 450
		2016	FE 501
		2016	FE 501 S
		2016	FR 450 RALLY
	KTM	2016	450 EXC
		2016	450 EXC SIX-DAYS
		15-16	450 Rally Factory Replica
		2016	450 XC-W
		2016	500 EXC
		2016	500 EXC SIX-DAYS
		2016	500 XC-W
RMS-7913084	Husaberg	13-14	FE 450
		13-14	FE 501
	Husq.	14-15	FE 450
		14-15	FE 501
		2015	FE 501 S
	KTM	12-15	450 EXC
		2015	450 EXC FACTORY EDITION
		12-15	450 EXC SIX-DAYS
		12-15	450 XC-W
		12-15	500 EXC
		12-15	500 EXC SIX-DAYS
		12-15	500 XC-W
RMS-7913085	Husaberg	2014	FE 250
		13-14	FE 350
	Husq.	14-16	FE 250
		14-16	FE 350
		15-16	FE 350 S
	KTM	14-16	250 EXC-F
		2015	250 EXC-F FACT. EDITION
		14-16	250 EXC-F SIX-DAYS
		14-16	250 XCF-W
		12-16	350 EXC-F
		2015	350 EXC-F FACT. EDITION
		12-16	350 EXC-F SIX-DAYS
		12-13	350 Freeride
		12-13	350 XCF-W
		14-16	350 XCF-W SIX-DAYS
RMS-7913086	Husaberg	13-14	TE 250
		13-14	TE 300
	Husq.	14-16	TC 250
		14-16	TE 250
		14-16	TE 300
	KTM	13-16	250 EXC



The RadiusCX is our top of the line product bringing together our latest innovations in one package. It offers the most demanding riders a significant advancement in auto clutch performance. RadiusCX delivers next level durability, lever control, and more direct power transfer.

RMS-7913086	KTM	2015	250 EXC FACTORY EDITION
		13-16	250 EXC SIX-DAYS
		13-16	250 SX
		13-16	250 XC
		13-16	250 XC-W
		13-16	300 EXC
		2015	300 EXC FACTORY EDITION
		13-16	300 EXC SIX-DAYS
		13-16	300 XC
		13-16	300 XC-W
RMS-7913088	Husq.	14-15	FC 250
		14-15	FC 350
RMS-7913091	Husq.	16-18	TC 125
		17-18	TE 150
		17-18	TX 125
		17-18	TX 125
RMS-7913092	Husq.	16-18	TC 125
		17-18	TE 150
		17-18	TX 125
		17-18	TX 125
RMS-7913092	KTM	16-18	125 SX
		17-18	125 XC-W
		16-18	150 SX
		17-18	150 XC-W
RMS-7913092	Husq.	16-18	FC 350
		17-18	FX 350
		16-18	350 SX-F
		2015	350 SX-F Factory Edition
RMS-7913095	Husq.	16-18	350 XC-F
		16-18	350 XC-F
		17-22	FE 250
		17-22	FE 350
RMS-7913095	KTM	20-22	FE 350 S
		17-22	250 EXC-F
		2020	250 EXC-F SIX-DAYS
		17-22	350 EXC-F
RMS-7913096	Husq.	17-20	350 EXC-F SIX-DAYS
		17-21	TC 250
		17-18	TE 250
		18-22	TE 250i
RMS-7913096	KTM	17-18	TE 300
		18-22	TE 300i
		17-19	TX 300
		17-18	250 EXC
RMS-7913096	KTM	17-18	250 EXC SIX-DAYS
		17-18	250 EXC TPI
		18-22	250 EXC TPI

RMS-7913096	KTM	18-20	250 EXC TPI SIX DAYS	
		17-22	250 SX	
		17-19	250 XC	
		17-18	250 XC-W	
		18-19	250 XC-W TPI	
		17-18	300 EXC	
		17-18	300 EXC SIX-DAYS	
		18-22	300 EXC TPI	
		18-20	300 EXC TPI SIX DAYS	
		17-18	300 XC	
		17-19	300 XC-W	
		19-22	300 XC-W TPI	
		2019	300 XC-W TPI SIX DAYS	
RMS-7913097	Husq.	14-15	FC 450	
		KTM	13-15	450 SX-F
			12-14	450 SX-F Factory Edition
13-15	450 XC-F			
RMS-7913098	Husq.	16-22	FC 450	
		2018	FC 450 Rockstar Edition	
		17-22	FX 450	
		17-22	FX 450	
RMS-7913098	KTM	16-22	450 SX-F	
		15-18	450 SX-F Factory Edition	
		16-22	450 XC-F	
		16-22	450 XC-F	
RMS-7913192	Husq.	19-22	FC 350	
		19-22	FX 350	
		KTM	19-22	350 SX-F
19-22	350 XC-F			
RMS-7917000	GasGas	03-06	DE 250	
		03-06	DE 300	
		00-11	EC 200	
		2017	EC 200	
		2012	EC 200R	
		2017	EC 200R	
		00-15	EC 250	
		2017	EC 250	
		00-15	EC 300	
		2017	EC 300	
		2012	EC 300R	
		2017	EC 300R	
		00-09	MC 250	
		00-05	MC 300	
07-08	MC 300			
00-02	XC 200			
10-12	XC 200			
00-02	XC 250			



The RadiusCX is our top of the line product bringing together our latest innovations in one package. It offers the most demanding riders a significant advancement in auto clutch performance. RadiusCX delivers next level durability, lever control, and more direct power transfer.



RMS-7917000	GasGas	11-13	XC 250
		00-02	XC 300
		11-13	XC 300
RMS-7917001	GasGas	2018	EC 250
		2018	EC 300
		2018	GP 250
		2018	GP 300
		2018	XC 250
		2018	XC 300





RadiusX is a high performance auto clutch just a clutch pack swap away. It combines TorqDrive friction disk technology with our innovative EXP (auto clutch) disk. TorqDrive provides more clutch disks in less space, delivering high performance auto function within the framework of the stock clutch.



RMS-6201	Harley	Dyna
	Davidson	08-17 Fat Bob (FXDF) 08-09 Low Rider (FXDL) 12-17 Low Rider (FXDL) 2017 Low Rider S 06-17 Street Bob (FXDB) 06-10 Super Glide (FXD) 2013 Super Glide (FXD) 11-12 Super Glide (FXDC) 12-16 Switchback (FLD) 06-08 Wide Glide (FXDWG) 10-17 Wide Glide (FXDWG) Softail 11-13 Blackline (FXS) 13-17 Breakout (FXSB) 08-11 Cross Bones (FLSTSB) 07-10 Custom (FXSTC) 07-17 Deluxe (FLSTN) 2007 Deuce (FXSTD) 07-17 Fat Boy (FLSTF) 10-17 Fat Boy Lo (FLSTFB) 07-17 Heritage Clsc. (FLSTC/FLSTCI) 07-09 Night Train (FLSTB) 10-11 Rocker (FXCE) 08-09 Rocker (FXCW) 12-17 Slim (FLS) 2007 Springer (FLSTS) 07-09 Standard (FXST) Touring 07-13 Electra Glide (FLHT) 07-13 Road Glide (FLTR) 07-16 Road King (FLHR) 2007 S.E. Electra Glide (FLHTCSE) 07-13 Street Glide (FLHX) Trike 09-13 Tri Glide Ultra (FLHTCUTG)
RMS-6202	Harley Davidson	Dyna 09-10 CVO Fat Bob (FXDFSE) 07-08 S.E. Super Glide (FXDSE) Softail 10-12 CVO Convertible (FLSTSE) 2009 CVO Springer (FXSTSSE) 07-08 S.E. Springer (FXSTSSE) Touring 09-12 CVO E.Glide (FLHTCUSE)

RMS-6202	Harley	2009 CVO Road Glide (FLTRSE)
	Davidson	2011 CVO Road Glide (FLTRUSE) 2012 CVO Road Glide (FLTRXSE) 10-12 CVO Street Glide (FLHXSE) 14-16 Electra Glide (FLHT) 15-16 Road Glide (FLTR) 2008 S.E. Electra Glide (FLHTCSE) 07-08 S.E. Road King (FLHRSE) 14-16 Street Glide (FLHX) 2016 Street Glide Special (FLHXS) 15-16 Ultra Limited (FLHTK)
RMS-6203	Harley	Dyna
	Davidson	98-00 Convertible (FXDS-CON) 98-05 Low Rider (FXDL) 01-02 S.E. Wide Glide (FXDWG) 98-05 Super Glide (FXD) 98-05 Wide Glide (FXDWG) Softail 1998 Custom (FXSTC) 05-06 Deluxe (FLSTN) 00-06 Deuce (FXSTD) 98-06 Fat Boy (FLSTF) 98-06 Heritage Clsc. (FLSTC/FLSTCI) 99-06 Night Train (FLSTB) 98-06 Springer (FXSTS) 99-06 Standard (FXST) Touring 98-06 Electra Glide (FLHT) 98-06 Road Glide (FLTR) 1999 R.Glide Classic EFI (FLHRCI) 98-06 Road King (FLHR) 1999 S.E. Electra Glide (FLHRSE) 2006 Street Glide (FLHX)
RMS-6204	Harley	Softail
	Davidson	03-04 S.E. Deuce (FXSTDSE) 05-06 S.E. Fat Boy (FLSTFSE) 05-06 S.E. Electra Glide (FLHTCSE) 2004 S.E. Electra Glide (FLHTSE) 00-01 S.E. Road Glide (FLHRSE) 02-03 S.E. Road King (FLHRSE)
RMS-6205	Harley Davidson	Electra Glide 15-16 Ultra Classic Low (FLHTCUL) 15-17 Ultra Clsc. Low (FLHTCULTC) Softail 13-14 CVO Breakout (FXSDSE)



RadiusX is a high performance auto clutch just a clutch pack swap away. It combines TorqDrive friction disk technology with our innovative EXP (auto clutch) disk. TorqDrive provides more clutch disks in less space, delivering high performance auto function within the framework of the stock clutch.

RMS-6205	Harley Davidson	Touring	
		14-15	CVO Deluxe (FXSDSE)
		16-17	Fatboy Lo S (FLSTFBS)
		16-17	Slim S (FLSS)
		13-14	CVO Elec. Glide (FLHTCUSE)
		2016	CVO Elec. Glide (FLHTCUSE)
		14-15	CVO Limited (FLHTKSE)
		17-18	CVO Limited (FLHTKSE)
		15-16	CVO Road Glide (FLTRSE)
		2018	CVO Road Glide (FLTRSE)
		2013	CVO Road Glide (FLTRXSE)
		13-14	CVO Road King (FLHRSE)
		15-18	CVO Street Glide (FLHXSE)
		17-18	Electra Glide (FLHT)
		17-18	Road Glide (FLTRX)
		17-18	Road Glide Special (FLTRXS)
		17-18	Road Glide Ultra (FLTRU)
		17-18	Road King (FLHR)
		17-18	Road King Classic (FLHRC)
		17-18	Street Glide (FLHX)
17-18	Street Glide Special (FLHXS)		
17-18	Ultra Limited (FLHTK)		
15-18	Ultra Limited Low (FLHTKL)		
RMS-6208	Harley Davidson	Softail	
		18-21	Breakout (FXSB)
		18-21	Deluxe (FLSTN)
		18-21	Fat Bob
		18-21	Fat Boy (FLSTF)
		18-21	Heritage Clsc. (FLSTC/FLSTCI)
		18-21	Low Rider
		18-21	Slim (FLS)
		18-21	Sport Glide
		18-21	Breakout (FXSB)
RMS-6215007	Harley Davidson	Street	
		14-18	500
		14-18	750
RMS-6231	Indian	15-18	Scout
		16-18	Scout 60
		2018	Scout Bobber
RMS-6301001	Honda	18-21	CRF 250 R
RMS-6301009	Honda	17-20	CRF 450 R

RMS-6301009	Honda	17-20	CRF 450 RX
		2019	CRF 450 X
RMS-6301010	Honda	13-16	CRF 450 R
RMS-6301011	Honda	02-08	CRF 450 R
RMS-6301012	Honda	04-09	CRF 250 R
RMS-6301013	Honda	05-09	CRF 450 X
		12-18	CRF 450 X
RMS-6301014	Honda	09-12	CRF 450 R
RMS-6301015	Honda	02-07	CR 250 R
RMS-6301016	Honda	10-17	CRF 250 R
RMS-6301017	Honda	04-09	TRX 450R ATV
		13-14	TRX 450R ATV
RMS-6301019	Honda	00-07	XR 650 R
RMS-6301020	Honda	04-09	CRF 250 X
		12-17	CRF 250 X
RMS-6301112	Honda	16-18	Africa Twin CRF1000L
RMS-6302021	Beta	13-17	250 RR
		15-17	250 RR-Race Edition
		13-17	300 RR
		15-17	300 RR-Race Edition
		15-17	X Trainer 300
RMS-6302022	Beta	18-21	250 RR
		18-19	250 RR-Race Edition
		18-21	300 RR
		18-19	300 RR-Race Edition
		18-21	X Trainer 300
RMS-6302023	Beta	11-13	350 RR
		2017	350 RR
		14-16	350 RR (Except Fact. Edition)
		15-17	350 RR-Race Edition
		2017	350 RR-S
		15-17	390 RR
		2017	390 RR-S
		2015	390 RS
		10-14	400 RR
		2011	400 RR Factory
		13-14	400 RS
		15-17	430 RR
		15-17	430 RR-Race Edition
		2017	430 RR-S
		2015	430 RS
10-14	450 RR		
2011	450 RR Factory		
13-14	450 RS		
15-17	480 RR		



RadiusX is a high performance auto clutch just a clutch pack swap away. It combines TorqDrive friction disk technology with our innovative EXP (auto clutch) disk. TorqDrive provides more clutch disks in less space, delivering high performance auto function within the framework of the stock clutch.

RMS-6302023	Beta	15-17	480 RR-Race Edition
		12-14	498 RR
		2017	500 RR-S
		2015	500 RS
		10-11	520 RR
		2011	520 RR Factory
		13-14	520 RS
RMS-6302025	Beta	18-19	350 RR
		18-19	350 RR-Race Edition
		18-21	350 RR-S
		18-19	390 RR
		18-19	390 RR-Race Edition
		18-21	390 RR-S
		18-19	430 RR
		18-19	430 RR-Race Edition
		18-21	430 RR-S
		18-19	480 RR
		18-19	480 RR-Race Edition
18-21	500 RR-S		
RMS-6303086	KTM	08-10	1190 RC8
		09-10	1190 RC8 R
		2012	1190 RC8 R
RMS-6304040	Kawasaki	09-20	KX250F
RMS-6304041	Kawasaki	06-16	Ninja 650
		07-18	Versys 650
		15-18	Vulcan S
RMS-6304043	Kawasaki	96-07	KX250
RMS-6304044	Kawasaki	16-18	KX450F
RMS-6304045	Kawasaki	08-14	KFX450R ATV
		08-21	KLX450R
		06-15	KX450F
RMS-6304060	Kawasaki	89-04	KX500
RMS-6305	BMW	09-12	F650 GS Twin
		13-18	F700 GS Twin
		09-18	F800 GS
		14-18	F800 GS Adventure
		13-16	F800 GT
		09-17	F800 R
		07-10	F800 S
		07-12	F800 ST
RMS-6306060	Kawasaki	02-04	KLX400
		Suzuki	00-17
	Suzuki	00-18	DR-Z 400 E
		00-18	DR-Z 400 S
		05-18	DR-Z 400 SM

RMS-6306061	Suzuki	06-11	LT-R450 ATV
RMS-6306062	Arctic Cat	07-08	DVX 400 ATV
	Kawasaki	05-06	KFX400 ATV
	Suzuki	05-09	LT-Z400 ATV
RMS-6306064	Suzuki	11-14	LT-Z400 ATV
		10-11	RM-X 450
		2017	RM-X 450
RMS-6306067	Suzuki	08-22	RM-Z 450
		07-22	RM-Z 250
RMS-6306068	Suzuki	96-08	RM 250
RMS-6307	BMW	2007	G650 X-Challenge
		2007	G650 X-Country
		2007	G650 X-Moto
RMS-6307007	Yamaha	14-17	FZ-07
		14-18	MT-07
		19-21	Tenere 700
		15-18	XSR700
RMS-6307070	Yamaha	02-22	YZ250
		16-22	YZ250X
RMS-6307071	GasGas	10-15	EC 250F
		13-15	EC 300F
	Yamaha	01-14	WR250F
RMS-6307073	GasGas	01-13	YZ250F
		12-15	EC 450F
RMS-6307074	Yamaha	07-09	YZ450F
		04-09	YFZ450 ATV
RMS-6307075	Yamaha	12-13	YFZ450 ATV
		09-13	YFZ450R ATV
		10-11	YFZ450X ATV
		05-22	YZ125
RMS-6307076	Yamaha	10-22	YZ450F
RMS-6307077	Yamaha	05-15	WR450F
RMS-6307078	Yamaha	15-18	WR250F
		14-18	YZ250F
		15-19	YZ250FX
RMS-6307079	Yamaha	16-18	WR450F
		16-18	YZ450FX
RMS-6307090	Yamaha	06-11	Raptor 700 ATV
		13-21	Raptor 700 ATV
		2012	Raptor 700R ATV
		16-20	Raptor 700R ATV
RMS-6313027	Husaberg	09-12	FE 390
		09-12	FE 450
		09-12	FE 570
		09-12	FS 570



RadiusX is a high performance auto clutch just a clutch pack swap away. It combines TorqDrive friction disk technology with our innovative EXP (auto clutch) disk. TorqDrive provides more clutch disks in less space, delivering high performance auto function within the framework of the stock clutch.

RMS-6313027	Husaberg	09-12	FX 450
RMS-6313031	Husaberg	11-12	TE 250
		11-12	TE 300
	KTM	06-12	250 EXC
		2010	250 EXC E-STARTER
		2011	250 EXC FACTORY EDITION
		06-12	250 EXC SIX-DAYS
		06-12	250 SX
		06-12	250 XC
		06-12	250 XC-W
		06-07	300 EXC
		09-12	300 EXC
		2011	300 EXC FACTORY EDITION
		06-07	300 EXC SIX-DAYS
		2009	300 EXC SIX-DAYS
		11-12	300 EXC SIX-DAYS
		07-08	300 EXC-E
		2008	300 EXC-E SIX-DAYS
		2010	300 EXC-E SIX-DAYS
		06-12	300 XC
		06-12	300 XC-W
2011	300 XC-W SIX-DAYS		
RMS-6313032	KTM	09-11	400 EXC
		2011	400 EXC FACTORY EDITION
		09-11	400 XC-W
		08-11	450 EXC
		2011	450 EXC FACTORY EDITION
		09-11	450 EXC SIX-DAYS
		2008	450 EXC-R
		2008	450 EXC-R SIX-DAYS
		2008	450 XCR-W
		09-11	450 XC-W
		10-11	450 XC-W SIX-DAYS
		09-11	530 EXC
		2011	530 EXC FACTORY EDITION
		09-11	530 EXC SIX-DAYS
		2008	530 EXC-R
		2008	530 EXC-R SIX-DAYS
2008	530 XCR-W		
09-11	530 XC-W		
10-11	530 XC-W SIX-DAYS		
RMS-6313034	Husaberg	13-14	FE 450
		13-14	FE 501
	Husq.	14-15	FE 450
		14-15	FE 501

RMS-6313034	Husq.	2015	FE 501 S
		KTM	12-15
	KTM	2015	450 EXC FACTORY EDITION
		12-15	450 EXC SIX-DAYS
		12-15	450 XC-W
		12-15	500 EXC
		12-15	500 EXC SIX-DAYS
		12-15	500 XC-W
RMS-6313035	Husaberg	2014	FE 250
		13-14	FE 350
	Husq.	14-16	FE 250
		14-16	FE 350
		15-16	FE 350 S
	KTM	14-16	250 EXC-F
		2015	250 EXC-F FACTORY EDITION
		14-16	250 EXC-F SIX-DAYS
		14-16	250 XCF-W
		12-16	350 EXC-F
		2015	350 EXC-F FACTORY EDITION
		12-16	350 EXC-F SIX-DAYS
12-13		350 Freeride	
12-16		350 XCF-W	
14-16		350 XCF-W SIX-DAYS	
RMS-6313036	Husaberg	13-14	TE 250
		13-14	TE 300
	Husq.	14-16	TC 250
		14-16	TE 250
		14-16	TE 300
	KTM	13-16	250 EXC
		2015	250 EXC FACTORY EDITION
		13-16	250 EXC SIX-DAYS
		13-16	250 SX
		13-16	250 XC
13-16		250 XC-W	
13-16		300 EXC	
2015		300 EXC FACTORY EDITION	
13-16		300 EXC SIX-DAYS	
13-16		300 XC	
13-16	300 XC-W		
14-16	300 XC-W SIX-DAYS		
RMS-6313037	Husaberg	2014	TE 125
	Husq.	14-15	TC 125
		14-15	TE 125
	KTM	98-99	125 EGS
98-15		125 EXC	



RadiusX is a high performance auto clutch just a clutch pack swap away. It combines TorqDrive friction disk technology with our innovative EXP (auto clutch) disk. TorqDrive provides more clutch disks in less space, delivering high performance auto function within the framework of the stock clutch.



RMS-6313037	KTM	2011	125 EXC FACTORY EDITION
		2015	125 EXC FACTORY EDITION
		01-15	125 EXC SIX-DAYS
		00-01	125 EXE
		98-09	125 SX
		11-15	125 SX
		00-08	125 SXS
		07-08	144 SX
		09-15	150 SX
		10-14	150 XC
RMS-6313038	Husaberg	2013	FE 250
		KTM	08-13 250 EXC-F
	KTM	2011	250 EXC-F FACTORY EDITION
		08-13	250 EXC-F SIX-DAYS
		07-12	250 SX-F
		06-12	250 XC-F
		08-13	250 XCF-W
		2011	250 XCF-W SIX-DAYS
RMS-6313080	Husq.	17-21	FE 450
		17-21	FE 501
	KTM	2018	450 EXC SIX-DAYS
		17-22	450 EXC-F
		17-20	450 EXC-F SIX DAYS
		17-22	500 EXC-F
		17-20	500 EXC-F SIX DAYS
RMS-6313082	Husq.	2016	FE 450
		2016	FE 501
	KTM	2016	450 EXC
		2016	450 EXC SIX-DAYS
		2016	450 Rally Factory Replica
		2016	450 XC-W
		2016	500 EXC
		2016	500 EXC SIX-DAYS
		2016	500 XC-W
RMS-6313085	Husq.	17-22	FE 250
		17-22	FE 350
		20-22	FE 350 S
	KTM	17-22	250 EXC-F
		2020	250 EXC-F SIX-DAYS
		17-22	350 EXC-F
RMS-6313086	Husq.	17-21	TC 250
		17-18	TE 250
		18-22	TE 250i
		17-18	TE 300

RMS-6313086	Husq.	18-22	TE 300i
		17-19	TX 300
	KTM	17-18	250 EXC
		2017	250 EXC SIX-DAYS
		18-22	250 EXC TPI
		18-20	250 EXC TPI SIX DAYS
		17-22	250 SX
		17-19	250 XC
		17-18	250 XC-W
		18-19	250 XC-W TPI
		17-18	300 EXC
		2017	300 EXC SIX-DAYS
		18-22	300 EXC TPI
		18-20	300 EXC TPI SIX DAYS
		17-19	300 XC
		17-19	300 XC-W
		19-22	300 XC-W TPI
		2019	300 XC-W TPI SIX DAYS
		RMS-6317000	GasGas
03-06	DE 300		
00-11	EC 200		
2017	EC 200		
2012	EC 200R		
2017	EC 200R		
00-15	EC 250		
2017	EC 250		
00-15	EC 300		
2017	EC 300		
2012	EC 300R		
2017	EC 300R		
00-09	MC 250		
00-05	MC 300		
07-08	MC 300		
00-02	XC 200		
10-12	XC 200		
00-02	XC 250		
11-13	XC 250		
00-02	XC 300		
11-13	XC 300		
RMS-6317001	GasGas	2018	EC 250
		2018	EC 300
		2018	GP 250
		2018	GP 300
		2018	XC 250
		2018	XC 300




RadiusX is a high performance auto clutch just a clutch pack swap away. It combines TorqDrive friction disk technology with our innovative EXP (auto clutch) disk.

TorqDrive provides more clutch disks in less space, delivering high performance auto function within the framework of the stock clutch.



RMS-6347	Kawasaki	96-18	KLR650
RMS-6357	BMW	08-16	G650 GS
		12-15	G650 GS Sertao
		08-09	G650 X-Country
	Husq.	13-14	TR 650 Strada
		13-14	TR 650 Terra
RMS-6363	Suzuki	16-18	DL 650 (V-Strom XT)
		04-11	DL 650 (V-Strom)
		2018	DL 650 (V-Strom)
		07-17	DL 650 A (V-Strom ABS)
		13-15	DL 650 A ADV
		15-16	DL 650 XA ADV
		2018	SFV 650
		09-15	SFV 650 Gladius
		2018	SFV 650 Gladius
		03-09	SV 650
		2018	SV 650
		07-09	SV 650 A
		2017	SV 650 A
		03-12	SV 650 S
		08-09	SV 650 SF
08-09	SV 650 Sport		
08-09	SV 650 SU		
RMS-6380	KTM	08-09	690 Enduro
		09-15	690 Enduro R
		09-11	690 SMC
		12-15	690 SMC R
RMS-6381	KTM	02-06	950 Adventure
		06-09	950 SuperEnduro
		06-13	990 Adventure
		10-13	990 SMR
RMS-6382	KTM	2015	1050 Adventure
		13-15	1190 Adventure
		13-15	1190 Adventure R
		13-16	1190 RC8 R
		2015	1290 Super Adventure
		14-15	1290 Super Duke R
RMS-6383	KTM	2016	1050 Adventure
		2018	1090 Adventure R
		16-17	1190 Adventure
		2016	1190 Adventure R
		2016	1290 Super Adventure
		17-21	1290 Super Adventure R
		17-21	1290 Super Adventure S
		2017	1290 Super Adventure T

RMS-6383	KTM	16-21	1290 Super Duke GT
		16-18	1290 Super Duke R
RMS-6385	Husq.	16-21	701 Enduro
		16-21	701 Supermoto
	KTM	16-19	690 Enduro R
		16-17	690 SMC R





The Core Manual is constructed from hard anodized billet aluminum components. It is a professional grade manual clutch that offers superior durability and reliability over stock components.

RMS-7000	GasGas	03-06	DE 250
		03-06	DE 300
		00-11	EC 200
		2017	EC 200
		2012	EC 200R
		2017	EC 200R
		00-15	EC 250
		2017	EC 250
		00-15	EC 300
		2017	EC 300
		2012	EC 300R
		2017	EC 300R
		00-09	MC 250
		00-05	MC 300
		07-08	MC 300
		00-02	XC 200
		10-12	XC 200
00-02	XC 250		
11-13	XC 250		
00-02	XC 300		
11-13	XC 300		
RMS-7001	Aprilia	08-12	MXV 4.5
		06-12	RXV 4.5
		06-12	RXV 5.5
		06-12	SXV 4.5
		06-12	SXV 5.5
RMS-7001001	Honda	18-21	CRF 250R
RMS-7002022	Beta	18-21	250 RR
		18-19	250 RR-Race Edition
		18-21	300 RR
		18-19	300 RR-Race Edition
		18-19	350 RR
		18-19	350 RR-Race Edition
		18-21	350 RR-S
		18-19	390 RR
		18-19	390 RR-Race Edition
		18-21	390 RR-S
		18-19	430 RR
		18-19	430 RR-Race Edition
		18-21	430 RR-S
		18-19	480 RR
		18-19	480 RR-Race Edition
		18-21	500 RR-S
		18-21	X Trainer 300
RMS-7003	Cobra	16-18	CX65

RMS-7009	Honda	17-18	CRF 450 R
		17-18	CRF 450 RX
RMS-7010	Honda	13-16	CRF 450 R
RMS-7012	Honda	04-09	CRF 250 R
		04-09	CRF 250 X
		12-17	CRF 250 X
RMS-7013	Honda	92-07	CR 250 R
		02-08	CRF 450 R
RMS-7014	Honda	09-12	CRF 450 R
RMS-7015	Honda	04-09	TRX 450R ATV
		13-14	TRX 450R ATV
RMS-7016	Honda	10-17	CRF 250 R
RMS-7018	Honda	07-22	CRF 150 R
RMS-7019	Honda	05-09	CRF 450 X
		12-18	CRF 450 X
RMS-7021	Beta	13-17	250 RR
		15-17	250 RR-Race Edition
		13-17	300 RR
		15-17	300 RR-Race Edition
		15-17	X Trainer 300
RMS-7023	Beta	11-13	350 RR
		2017	350 RR
		14-17	350 RR (Except Fact. Edition)
		15-17	350 RR-Race Edition
		2017	350 RR-S
		15-17	390 RR
		2017	390 RR-S
		2015	390 RS
		10-14	400 RR
		2011	400 RR Factory
		13-14	400 RS
		15-17	430 RR
		15-17	430 RR-Race Edition
		2017	430 RR-S
		2015	430 RS
		10-14	450 RR
		2011	450 RR Factory
		13-14	450 RS
		15-17	480 RR
		15-17	480 RR-Race Edition
12-14	498 RR		
2017	500 RR-S		
2015	500 RS		
10-11	520 RR		
2011	520 RR Factory		



The Core Manual is constructed from hard anodized billet aluminum components. It is a professional grade manual clutch that offers superior durability and reliability over stock components.

RMS-7023	Beta	13-14	520 RS	
RMS-7024	Sherco	14-22	250 SEF	
		14-19	250 SEF-R	
		2013	250i	
		12-13	250i-R	
		14-22	300 SEF	
		14-19	300 SEF-R	
		2013	300i	
		2013	300i-R	
RMS-7031	Husq.	14-17	TC 85	
	KTM	2004	105 SX	
RMS-7037	Husaberg	2014	TE 125	
		Husq.	14-18	TC 125
			14-16	TE 125
			17-18	TE 150
	17-18		TX 125	
	KTM	98-99	125 EGS	
		98-16	125 EXC	
		2010	125 EXC CHAMP. EDITION	
2011		125 EXC FACTORY EDITION		
2015		125 EXC FACTORY EDITION		
01-16		125 EXC SIX-DAYS		
00-01		125 EXE		
98-09		125 SX		
11-18		125 SX		
00-08		125 SXS		
17-18		125 XC-W		
07-08		144 SX		
09-18		150 SX		
10-14		150 XC		
17-18		150 XC-W		
98-16		200 EXC		
98-03	200 MXC			
03-04	200 SX			
06-09	200 XC			
06-16	200 XC-W			
RMS-7038	Husaberg	2013	FE 250	
		KTM	08-13	250 EXC-F
	KTM	2010	250 EXC-F CHAMP. EDITION	
		2011	250 EXC-F FACT. EDITION	

RMS-7038	KTM	08-13	250 EXC-F SIX-DAYS
		06-12	250 SX-F
		07-12	250 XC-F
		08-13	250 XCF-W
		2010	250 XCF-W CHAMP. EDITION
		2011	250 XCF-W SIX-DAYS
RMS-7041	Kawasaki	08-14	KFX450R ATV
RMS-7042	Kawasaki	98-09	KX100
		11-22	KX100
		2009	KX100 Monster Energy
		98-00	KX80
RMS-7043	Kawasaki	00-22	KX65
	Suzuki	00-07	RM 65
RMS-7045	Kawasaki	08-21	KLX450R
		06-18	KX450F
RMS-7055	Husq.	10-12	TC 250
		2013	TC 250 R
		10-11	TC 310
		10-12	TE 250
		2013	TE 250 R
		10-12	TE 310
		2013	TE 310 R
		10-12	TXC 250
		2013	TXC 250 R
		2012	TXC 310
		2013	TXC 310 R
RMS-7056	Husq.	08-10	TC 450
		08-10	TC 510
		08-10	TE 450
		08-10	TE 510
		08-10	TXC 450
		08-10	TXC 510
		RMS-7061	Kawasaki
RMS-7064	Suzuki	04-16	RM-Z 250
	Suzuki	10-11	RM-X 450
		2017	RM-X 450
RMS-7067	Suzuki	08-22	RM-Z 450
		07-22	RM-Z 250
RMS-7070	Yamaha	99-22	YZ250
		16-22	YZ250X
RMS-7071	GasGas	10-15	EC 250F
		13-15	EC 300F
	Yamaha	01-18	WR250F
		01-18	YZ250F



The Core Manual is constructed from hard anodized billet aluminum components. It is a professional grade manual clutch that offers superior durability and reliability over stock components.

RMS-7071	Yamaha	15-19	YZ250FX
RMS-7072	Yamaha	18-21	YZ65
		02-22	YZ85
RMS-7073	GasGas	12-15	EC 450F
	Yamaha	03-22	WR450F
		05-22	YZ450F
		16-22	YZ450FX
RMS-7074	Yamaha	04-09	YFZ450 ATV
		12-13	YFZ450 ATV
		09-13	YFZ450R ATV
		10-11	YFZ450X ATV
RMS-7080	Husq.	16-22	FC 450
		2018	FC 450 Rockstar Edition
		17-22	FE 450
		17-22	FE 501
		17-22	FE 501 S
		17-22	FX 450
		KTM	2018
	17-22		450 EXC-F
	17-20		450 EXC-F SIX DAYS
	16-22		450 SX-F
	15-18		450 SX-F Factory Edition
	16-22		450 XC-F
	2017		450 XC-W
	17-22		500 EXC-F
	17-20	500 EXC-F SIX DAYS	
RMS-7081	Husq.	16-18	FC 250
		16-18	FC 350
		17-18	FX 350
	KTM	16-18	250 SX-F
		15-16	250 SX-F Factory Edition
		16-18	250 XC-F
		16-18	350 SX-F
		2015	350 SX-F Factory Edition
		16-18	350 XC-F
RMS-7082	Husq.	17-22	FE 250
		17-22	FE 350
		20-22	FE 350 S
		2016	FE 450
		2016	FE 501
		2016	FE 501 S
		2016	FR 450 RALLY
		17-21	TC 250
		17-19	TE 250
		18-22	TE 250i

		17-18	TE 300	
		18-22	TE 300i	
		17-19	TX 300	
		KTM	17-18	250 EXC
			2017	250 EXC SIX-DAYS
			18-22	250 EXC TPI
			18-20	250 EXC TPI SIX DAYS
			17-22	250 EXC-F
			17-22	250 SX
			17-18	250 XC
			17-18	250 XC-W
			18-19	250 XC-W TPI
			17-18	300 EXC
			2017	300 EXC SIX-DAYS
			18-22	300 EXC TPI
18-20	300 EXC TPI SIX DAYS			
17-19	300 XC			
17-19	300 XC-W			
19-22	300 XC-W TPI			
2019	300 XC-W TPI SIX DAYS			
17-22	350 EXC-F			
2016	450 EXC			
2016	450 EXC SIX-DAYS			
15-16	450 Rally Factory Replica			
2016	450 XC-W			
2016	500 EXC			
2016	500 EXC SIX-DAYS			
2016	500 XC-W			
RMS-7084	Husaberg	2014	FE 250	
		13-14	FE 350	
		13-14	FE 450	
		13-14	FE 501	
		13-14	TE 250	
		13-14	TE 300	
	Husq.	14-15	FC 450	
		14-16	FE 250	
		14-16	FE 350	
		15-16	FE 350 S	
		14-15	FE 450	
		14-15	FE 501	
2015	FE 501 S			
14-16	TC 250			
14-16	TE 250			
14-16	TE 300			
KTM	13-16	250 EXC		



The Core Manual is constructed from hard anodized billet aluminum components. It is a professional grade manual clutch that offers superior durability and reliability over stock components.



RMS-7084	KTM	2015	250 EXC FACTORY EDITION
		13-16	250 EXC SIX-DAYS
		14-16	250 EXC-F
		2015	250 EXC-F FACT. EDITION
		14-16	250 EXC-F SIX-DAYS
		13-16	250 SX
		13-16	250 XC
		14-16	250 XCF-W
		13-16	250 XC-W
		13-16	300 EXC
		2015	300 EXC FACTORY EDITION
		13-16	300 EXC SIX-DAYS
		13-16	300 XC
		13-16	300 XC-W
		14-16	300 XC-W SIX-DAYS
		12-16	350 EXC-F
		2015	350 EXC-F FACT. EDITION
		12-16	350 EXC-F SIX-DAYS
		12-13	350 Freeride
		12-16	350 XCF-W
		14-16	350 XCF-W SIX-DAYS
		12-15	450 EXC
		2015	450 EXC FACTORY EDITION
		12-15	450 EXC SIX-DAYS
		13-14	450 SX-F
12-14	450 SX-F Factory Edition		
13-15	450 XC-F		
12-15	450 XC-W		
12-15	500 EXC		
12-15	500 EXC SIX-DAYS		
12-15	500 XC-W		
RMS-7087	Husq.	17-22	TC 65
	KTM	09-22	65 SX
		12-15	65 SXS
	2009	65 XC	
RMS-7088	Husq.	14-15	FC 250
		14-15	FC 350
	KTM	13-15	250 SX-F
		13-15	250 XC-F
		14-17	350 Freeride
		11-15	350 SX-F
	11-15	350 XC-F	





Core Manual TorqDrive delivers unprecedented performance, tuning and durability. TorqDrive provides more disks in less space, allowing up to 4 additional friction disks over stock. More frictions = more torque capacity thus unlocking the full power of your engine without the need to add stiffer pressure plate springs.

RMS-7101001	Honda	18-21	CRF 250 R
RMS-7102021	Beta	13-17	250 RR
		15-17	250 RR-Race Edition
		13-17	300 RR
		15-17	300 RR-Race Edition
		15-17	X Trainer 300
RMS-7102022	Beta	18-21	250 RR
		18-19	250 RR-Race Edition
		18-21	300 RR
		18-19	300 RR-Race Edition
		2018	X Trainer 300
RMS-7102023	Beta	11-13	350 RR
		2017	350 RR
		14-17	350 RR (Except Fact. Edition)
		15-17	350 RR-Race Edition
		2017	350 RR-S
		15-17	390 RR
		2017	390 RR-S
		2015	390 RS
		10-14	400 RR
		2011	400 RR Factory
		13-14	400 RS
		15-17	430 RR
		15-17	430 RR-Race Edition
		2017	430 RR-S
		2015	430 RS
		10-14	450 RR
		2011	450 RR Factory
		13-14	450 RS
		15-17	480 RR
		15-17	480 RR-Race Edition
		12-14	498 RR
		2017	500 RR-S
		2015	500 RS
10-11	520 RR		
2011	520 RR Factory		
13-14	520 RS		
RMS-7102025	Beta	18-19	350 RR
		18-19	350 RR-Race Edition
		18-19	350 RR-S
		18-19	390 RR
		18-19	390 RR-Race Edition
		18-19	390 RR-S
		18-19	430 RR
		18-19	430 RR-Race Edition

RMS-7102025	Beta	18-19	430 RR-S
		18-19	480 RR
		18-19	480 RR-Race Edition
		18-19	500 RR-S
RMS-7109	Honda	17-18	CRF 450 R
		17-18	CRF 450 RX
RMS-7110	Honda	13-16	CRF 450 R
RMS-7111	Honda	02-07	CR 250 R
RMS-7113	Honda	02-08	CRF 450 R
RMS-7113080	Husq.	16-22	FC 450
		2018	FC 450 Rockstar Edition
		17-22	FE 450
		17-22	FE 501
		17-22	FE 501 S
	KTM	17-22	FX 450
		2018	450 EXC SIX-DAYS
		17-22	450 EXC-F
		17-20	450 EXC-F SIX DAYS
		16-22	450 SX-F
RMS-7113081	Husq.	16-18	FC 250
		16-18	FC 350
		17-18	FX 350
	KTM	16-18	250 SX-F
		15-16	250 SX-F Factory Edition
		16-18	250 XC-F
		16-18	350 SX-F
		2015	350 SX-F Factory Edition
		16-18	350 XC-F
	RMS-7713082	Husq.	2016
2016			FE 501
2016			FE 501 S
2016			FR 450 RALLY
KTM		2016	450 EXC
		2016	450 EXC SIX-DAYS
		15-16	450 Rally Factory Replica
		2016	450 XC-W
RMS-7113084	Husaberg	2016	500 EXC
		2016	500 EXC SIX-DAYS
		2016	500 XC-W
		2016	500 XC-W



Core Manual TorqDrive delivers unprecedented performance, tuning and durability. TorqDrive provides more disks in less space, allowing up to 4 additional friction disks over stock. More frictions = more torque capacity thus unlocking the full power of your engine without the need to add stiffer pressure plate springs.

RMS-7113084	Husaberg	13-14	FE 501	
		Husq.	14-15	FC 450
			14-15	FE 450
			14-15	FE 501
			2015	FE 501 S
	KTM	12-15	450 EXC	
		2015	450 EXC FACTORY EDITION	
		12-15	450 EXC SIX-DAYS	
		12-15	450 SX-F	
		12-14	450 SX-F Factory Edition	
		13-15	450 XC-F	
		12-15	450 XC-W	
		12-15	500 EXC	
		12-15	500 EXC SIX-DAYS	
12-15		500 XC-W		
RMS-7113085	Husaberg	2014	FE 250	
		13-14	FE 350	
	Husq.	14-16	FE 250	
		14-16	FE 350	
		15-16	FE 350 S	
	KTM	14-16	250 EXC-F	
		2015	250 EXC-F FACTORY EDITION	
		14-16	250 EXC-F SIX-DAYS	
		14-16	250 XCF-W	
		12-16	350 EXC-F	
		2015	350 EXC-F FACTORY EDITION	
		12-16	350 EXC-F SIX-DAYS	
		12-13	350 Freeride	
		12-16	350 XCF-W	
14-16		350 XCF-W SIX-DAYS		
RMS-7113086	Husaberg	13-14	TE 250	
		13-14	TE 300	
	Husq.	14-16	TC 250	
		14-16	TE 250	
		14-16	TE 300	
	KTM	13-16	250 EXC	
		2015	250 EXC FACTORY EDITION	
		13-16	250 EXC SIX-DAYS	
		13-16	250 SX	
		13-16	250 XC	
		13-16	250 XC-W	
		13-16	300 EXC	
		2015	300 EXC FACTORY EDITION	
		13-16	300 EXC SIX-DAYS	
13-16		300 XC		

RMS-7113086	KTM	13-16	300 XC-W
		14-16	300 XC-W SIX-DAYS
RMS-7113088	Husq.	14-15	FC 250
		14-15	FC 350
	KTM	13-15	250 SX-F
		13-15	250 XC-F
		11-15	350 SX-F
RMS-7113095	Husq.	17-22	FE 250
		17-22	FE 350
		20-22	FE 350 S
	KTM	17-22	250 EXC-F
		2020	250 EXC-F SIX-DAYS
		17-22	350 EXC-F
RMS-7113096	Husq.	17-21	TC 250
		17-18	TE 250
		18-22	TE 250i
		17-18	TE 300
		18-22	TE 300i
		17-19	TX 300
		KTM	17-18
	17-18		250 EXC SIX-DAYS
	18-22		250 EXC TPI
	18-20		250 EXC TPI SIX DAYS
	17-22		250 SX
	17-19		250 XC
	17-18		250 XC-W
	18-19	250 XC-W TPI	
17-18	300 EXC		
17-18	300 EXC SIX-DAYS		
18-22	300 EXC TPI		
18-20	300 EXC TPI SIX DAYS		
17-19	300 XC		
17-19	300 XC-W		
19-22	300 XC-W TPI		
2019	300 XC-W TPI SIX DAYS		
RMS-7114	Honda	09-12	CRF 450 R
RMS-7115	Honda	04-09	TRX 450R ATV
		13-14	TRX 450R ATV
RMS-7116	Honda	10-17	CRF 250 R
RMS-7120	Honda	92-01	CR 250 R
		94-01	CR 500 R
RMS-7140	Kawasaki	09-20	KX250F
RMS-7144	Kawasaki	16-18	KX450F




Core Manual TorqDrive delivers unprecedented performance, tuning and durability. TorqDrive provides more disks in less space, allowing up to 4 additional friction disks over stock. More frictions = more torque capacity thus unlocking the full power of your engine without the need to add stiffer pressure plate springs.



RMS-7145	Kawasaki	06-15	KX450F
RMS-7164	Suzuki	10-11	RM-X 450
		2017	RM-X 450
		08-22	RM-Z 450
RMS-7167	Suzuki	07-22	RM-Z 250
RMS-7170	Yamaha	99-22	YZ250
		16-22	YZ250X
RMS-7171	Yamaha	01-14	WR250F
		01-13	YZ250F
RMS-7173		08-15	WR450F
		05-09	YZ450F
RMS-7174	Yamaha	04-09	YFZ450 ATV
		12-13	YFZ450 ATV
		2017	YFZ450 ATV
		9-20	YFZ450R ATV
		10-11	YFZ450X ATV
RMS-7175	Yamaha	05-20	YZ125
		2020	YZ125X
RMS-7176	Yamaha	16-22	WR450F
		10-22	YZ450F
		16-22	YZ450FX
RMS-7178	Yamaha	15-18	WR250F
		14-18	YZ250F
		15-19	YZ250FX






A high performance manual clutch is now more accessible than ever with the TorqDrive Clutch Pack. It's as easy as swapping your clutch plates into your OEM components. This will decrease slip and unlock the full power of your engine. Setting track records or shredding your favourite trail - the TorqDrive Clutch Pack will give you the advantage you're looking for.

RMS-2801001	Honda	18-21	CRF 250 R
RMS-2801009	Honda	17-20	CRF 450 R
		17-20	CRF 450 RX
		19-22	CRF 450 X
RMS-2801010	Honda	13-16	CRF 450 R
RMS-2801011	Honda	02-08	CRF 450 R
RMS-2801013	Honda	05-09	CRF 450 X
		12-18	CRF 450 X
RMS-2801014	Honda	09-12	CRF 450 R
RMS-2801015	Honda	02-07	CR 250 R
RMS-2801016	Honda	10-17	CRF 250 R
RMS-2801017	Honda	04-09	TRX 450R ATV
		13-14	TRX 450R ATV
RMS-2803082	KTM	15-16	1050 Adventure
		2018	1090 Adventure R
		13-17	1190 Adventure
		13-16	1190 Adventure R
		13-16	1190 RC8 R
		17-18	1290 Super Adventure
		17-21	1290 Super Adventure R
		17-21	1290 Super Adventure S
		2017	1290 Super Adventure T
		16-21	1290 Super Duke GT
14-18	1290 Super Duke R		
RMS-2803086	KTM	08-10	1190 RC8
		09-10	1190 RC8 R
		2012	1190 RC8 R
RMS-2804040	Kawasaki	09-20	KF250F
RMS-2804041	Kawasaki	6-16	Ninja 650
		7-22	Versys 650
		15-22	Vulcan S
RMS-2804042	Kawasaki	03-05	KX125
RMS-2804044	Kawasaki	16-20	KX450F
RMS-2804045	Kawasaki	08-14	KFX450R ATV
		08-21	KLX450R
		06-15	KX450F
RMS-2806063	Suzuki	16-18	DL 650 (V-Strom XT)
		04-11	DL 650 (V-Strom)
		2018	DL 650 (V-Strom)
		07-17	DL 650 A (V-Strom ABS)
		2018	SFV 650
		09-15	SFV 650 Gladius
		2018	SFV 650 Gladius
		03-09	SV 650
		2018	SV 650

RMS-2806063	Suzuki	07-09	SV 650 A
		2017	SV 650 A
		03-12	SV 650 S
		08-09	SV 650 SF
		08-09	SV 650 Sport
		08-09	SV 650 SU
RMS-2806064	Suzuki	10-11	RM-X 450
		2017	RM-X 450
		08-22	RM-Z 450
RMS-2806067	Suzuki	07-22	RM-Z 250
RMS-2807001	Yamaha	16-21	YZ21000R
		16-21	YZ21000R SE
		17-21	YZ21000R SS
RMS-2807007	Yamaha	14-17	FZ-07
		14-18	MT-07
		19-21	Tenere 700
		15-18	XSR700
RMS-2807070	Yamaha	02-22	YZ250
		16-22	YZ250X
RMS-2807075	Yamaha	05-22	YZ125
RMS-2807076	Yamaha	04-09	YFZ450 ATV
		12-13	YFZ450 ATV
		09-13	YFZ450R ATV
		10-11	YFZ450X ATV
		10-20	YZ450F
RMS-2807077	Yamaha	05-15	WR450F
RMS-2807078	Yamaha	15-18	WR250F
		14-18	YZ250F
RMS-2807078	Yamaha	15-19	YZ250FX
RMS-2807079	Yamaha	16-18	WR450F
		16-18	YZ450FX
RMS-2807090	Yamaha	06-11	Raptor 700 ATV
		13-21	Raptor 700 ATV
		2012	Raptor 700R ATV
		16-20	Raptor 700R ATV
RMS-2809005	BMW	09-12	F650 GS Twin
		13-18	F700 GS Twin
		09-18	F800 GS
		14-18	F800 GS Adventure
		13-16	F800 GT
		09-17	F800 R
		07-10	F800 S
		07-12	F800 ST
RMS-2813080	Husq.	16-21	701 Enduro
		16-21	701 Supermoto



A high performance manual clutch is now more accessible than ever with the TorqDrive Clutch Pack. It's as easy as swapping your clutch plates into your OEM components. This will decrease slip and unlock the full power of your engine. Setting track records or shredding your favourite trail - the TorqDrive Clutch Pack will give you the advantage you're looking for.

RMS-2813080	KTM	08-09	690 Enduro
		09-19	690 Enduro R
		09-11	690 SMC
		12-17	690 SMC R
RMS-2813081	Husq.	16-18	FC 250
		16-18	FC 350
		17-18	FX 350
	KTM	16-18	250 SX-F
		15-16	250 SX-F Factory Edition
		16-18	250 XC-F
		16-18	350 SX-F
		2015	350 SX-F Factory Edition
		16-18	350 XC-F
		RMS-2813086	Husaberg
13-14	FE 350		
13-14	FE 450		
13-14	FE 501		
13-14	TE 250		
13-14	TE 300		
Husq.	14-22	FC 450	
	2018	FC 450 Rockstar Edition	
	14-22	FE 250	
	14-22	FE 350	
	15-17/20-22	FE 350 S	
	14-22	FE 450	
	14-22	FE 501	
	15-22	FE 501 S	
	16-21	FR 450 RALLY	
	17-22	FX 450	
	14-21	TC 250	
	14-18	TE 250	
	18-22	TE 250i	
14-18	TE 300		
18-22	TE 300i		
17-19	TX 300		
KTM	13-18	250 EXC	
	2015	250 EXC FACT. EDITION	
	13-17	250 EXC SIX-DAYS	
	18-22	250 EXC TPI	
	18-20	250 EXC TPI SIX DAYS	
	14-22	250 EXC-F	
	2015	250 EXC-F FACT. EDITION	
	14-17/20	250 EXC-F SIX-DAYS	
13-22	250 SX		
13-19	250 XC		

RMS-2813086	KTM	14-16	250 XCF-W
		13-18	250 XC-W
		18-19	250 XC-W TPI
		13-18	300 EXC
		2015	300 EXC FACT. EDITION
		13-17	300 EXC SIX-DAYS
		18-22	300 EXC TPI
		18-20	300 EXC TPI SIX DAYS
		13-19	300 XC
		13-19	300 XC-W
		14-16/20	300 XC-W SIX-DAYS
		19-22	300 XC-W TPI
		2019	300 XC-W TPI SIX DAYS
		12-22	350 EXC-F
		2015	350 EXC-F FACT. EDITION
		12-20	350 EXC-F SIX-DAYS
		12-13	350 Freeride
		12-16/20-22	350 XCF-W
		14-16	350 XCF-W SIX-DAYS
		12-16	450 EXC
		2015	450 EXC FACT. EDITION
12-16	450 EXC SIX-DAYS		
2018	450 EXC SIX-DAYS		
17-22	450 EXC-F		
17-20	450 EXC-F SIX DAYS		
15-16	450 Rally Factory Replica		
13-22	450 SX-F		
12-18	450 SX-F Factory Edition		
13-22	450 XC-F		
12-17	450 XC-W		
12-16	500 EXC		
12-16	500 EXC SIX-DAYS		
17-22	500 EXC-F		
17-20	500 EXC-F SIX DAYS		
12-16	500 XC-W		
RMS-2813088	Husq.	14-15	FC 250
		14-15	FC 350
KTM	13-15	250 SX-F	
	13-15	250 XC-F	
	11-15	350 SX-F	
	11-15	350 XC-F	
	RMS-2813181	Husq.	19-22
19-22	FC 350		
19-20	FX 350		
KTM	19-22	250 SX-F	
	19-22	250 XC-F	
	19-22	350 SX-F	
	19-22	350 XC-F	
	RMS-2816031	Indian	15-18
16-18	Scout 60		
2018	Scout Bobber		

TORQDRIVE CLUTCH PACK



The adjustable reach clutch lever is the perfect addition to any Rekluse clutch. The lever folds forward to prevent damage in the event of a crash and allows for full adjustability on the handlebar. When paired with a Radius series clutch, this lever delivers precise, linear pull, providing optimized control at the fingertips.

RMS-5001001	Honda	04-17	CRF 250 R
		04-22	CRF 450 R
		17-22	CRF 450 RX
		19-22	CRF 450 X
RMS-5001002	Honda	07-22	CRF 150 R
RMS-5004001	Kawasaki	09-20	KX250F
		06-18	KX450F
RMS-5006001	Kawasaki	98-09	KX100
		11-22	KX100
		2009	KX100 Monster Energy
		00-22	KX65
		98-00	KX80
		01-22	KX85
		2009	KX85 Monster Energy
		Suzuki	10-11
	2017		RM-X 450
	7-22		RM-Z 250
8-22	RM-Z 450		
RMS-5007001	Yamaha	02-22	YZ250
		14-22	YZ250F
		16-22	YZ250X
		10-21	YZ450F
		16-18	YZ450FX
RMS-5007002	Yamaha	15-19	YZ250FX
RMS-5007003	Yamaha	02-22	YZ85





The Rekluse billet aluminum clutch baskets are hard anodized for extreme durability to resist notching that will extend your clutch life. The exclusive replaceable cushions protect your transmission under the most extreme conditions.

CLUTCH BASKET

RMS-4100	GasGas	03-06	DE 250
		03-06	DE 300
		00-11	EC 200
		2017	EC 200
		2012	EC 200R
		2017	EC 200R
		00-15	EC 250
		17-18	EC 250
		00-15	EC 300
		17-18	EC 300
		2012	EC 300R
		2017	EC 300R
		2018	GP 250
		2018	GP 300
		00-09	MC 250
		00-05	MC 300
		07-08	MC 300
		00-02	XC 200
		10-12	XC 200
		00-02	XC 250
		11-13	XC 250
2018	XC 250		
00-02	XC 300		
11-13	XC 300		
2018	XC 300		
RMS-4101	Aprilia	08-12	MXV 4.5
		06-12	RXV 4.5
		06-12	RXV 5.5
		06-12	SXV 4.5
		06-12	SXV 5.5
	Honda	2018	CRF 250 R
RMS-4103	Cobra	16-18	CX65
RMS-4109	Honda	17-20	CRF 450 R
		17-20	CRF 450 RX
		2019	CRF 450 X
RMS-4112	Honda	00-07	CR 125 R
		04-09	CRF 250 R
		04-09	CRF 250 X
		12-17	CRF 250 X
RMS-4113	Honda	92-07	CR 250 R
		02-16	CRF 450 R
		05-09	CRF 450 X
		12-18	CRF 450 X
RMS-4115	Honda	04-09	TRX 450R ATV
		13-14	TRX 450R ATV

RMS-4116	Honda	10-17	CRF 250 R
RMS-4130	Husaberg	09-12	FE 390
		09-12	FE 450
		09-12	FE 570
		09-12	FS 570
		09-12	FX 450
		09-12	FX 450
	KTM	09-11	400 EXC
		2011	400 EXC FACTORY EDITION
		09-11	400 XC-W
		08-11	450 EXC
		2010	450 EXC CHAMPION EDITION
		2011	450 EXC FACTORY EDITION
		09-11	450 EXC SIX-DAYS
		2008	450 EXC-R
		2008	450 EXC-R SIX-DAYS
		09-10	450 SX ATV
		07-11	450 SX-F
		08-09	450 XC-F
		2008	450 XCR-W
		09-12	450 XC-W
		2010	450 XC-W CHAMP. EDITION
10-11	450 XC-W SIX-DAYS		
09-10	505 SX ATV		
07-08	505 SX-F		
08-09	505 XC-F		
09-11	530 EXC		
2010	530 EXC CHAMPION EDITION		
2011	530 EXC FACTORY EDITION		
09-11	530 EXC SIX-DAYS		
2008	530 EXC-R		
2008	530 EXC-R SIX-DAYS		
2008	530 XCR-W		
09-11	530 XC-W		
10-11	530 XC-W SIX-DAYS		
RMS-4131	Husq.	14-17	TC 85
KTM	2004	105 SX	
	06-11	105 SX	
	08-09	105 XC	
	03-17	85 SX	
	12-15	85 SXS	
	08-09	85 XC	
	08-09	85 XC	
RMS-4136	Husaberg	11-12	TE 250
		11-12	TE 300
KTM	95-99	250 EGS	
	95-13	250 EXC	
	95-13	250 EXC	



The Rekluse billet aluminum clutch baskets are hard anodized for extreme durability to resist notching that will extend your clutch life. The exclusive replaceable cushions protect your transmission under the most extreme conditions.

CLUTCH BASKET

RMS-4136	KTM	2010	250 EXC E-STARTER	
		2005	250 EXC FACTORY	
		2011	250 EXC FACTORY EDITION	
		01-13	250 EXC SIX-DAYS	
		95-05	250 MXC	
		95-12	250 SX	
		06-12	250 XC	
		06-12	250 XC-W	
		95-99	300 EGS	
		95-07	300 EXC	
		09-12	300 EXC	
		2011	300 EXC FACTORY EDITION	
		01-03	300 EXC SIX-DAYS	
		05-07	300 EXC SIX-DAYS	
		2009	300 EXC SIX-DAYS	
		11-12	300 EXC SIX-DAYS	
		07-08	300 EXC-E	
		2008	300 EXC-E SIX-DAYS	
		2010	300 EXC-E SIX-DAYS	
		95-05	300 MXC	
		06-12	300 XC	
		06-12	300 XC-W	
		96-97	360 EGS	
		96-97	360 EXC	
		96-97	360 MXC	
		96-97	360 SX	
		98-99	380 EGS	
		98-02	380 EXC	
98-01	380 MXC			
98-02	380 SX			
RMS-4137	Husaberg	2014	TE 125	
		Husq.	14-18	TC 125
			14-16	TE 125
			17-18	TE 150
			17-18	TX 125
	KTM	98-99	125 EGS	
		98-05	125 EXC	
		09-16	125 EXC	
		2010	125 EXC CHAMP. EDITION	
		2011	125 EXC FACTORY EDITION	
		2015	125 EXC FACTORY EDITION	
		01-05	125 EXC SIX-DAYS	
		09-16	125 EXC SIX-DAYS	
		00-01	125 EXE	
		98-05	125 SX	

RMS-4137	KTM	2009	125 SX
		11-18	125 SX
		17-18	125 XC-W
		09-18	150 SX
		10-14	150 XC
		17-18	150 XC-W
		98-06	200 EXC
		08-16	200 EXC
		98-03	200 MXC
		03-04	200 SX
		2006	200 XC
		2009	200 XC
		2006	200 XC-W
		09-16	200 XC-W
RMS-4138	Husaberg	2013	FE 250
	KTM	07-13	250 EXC-F
		2010	250 EXC-F CHAMP. EDITION
		2011	250 EXC-F FACTORY EDITION
		07-13	250 EXC-F SIX-DAYS
		06-12	250 SX-F
		07-12	250 XC-F
		07-13	250 XCF-W
		2010	250 XCF-W CHAMP. EDITION
		2011	250 XCF-W SIX-DAYS
RMS-4140	Kawasaki	00-22	KX65
	Suzuki	00-07	RM 65
RMS-4141	Kawasaki	09-22	KX250F / KX250X
RMS-4145	Kawasaki	08-21	KLX450R
		06-20	KX450F
RMS-4155	Husq.	10-12	TC 250
		2013	TC 250 R
		10-11	TC 310
		10-12	TE 250
		2013	TE 250 R
		10-12	TE 310
		2013	TE 310 R
		10-12	TXC 250
		2013	TXC 250 R
		2012	TXC 310
		2013	TXC 310 R
RMS-4164	Suzuki	2017	RM-X 450
		08-22	RM-Z 450
RMS-4167	Suzuki	07-09	RM-Z 250
RMS-4168	Suzuki	10-22	RM-Z 250
RMS-4172	GasGas	12-15	EC 450F



The Rekluse billet aluminum clutch baskets are hard anodized for extreme durability to resist notching that will extend your clutch life. The exclusive replaceable cushions protect your transmission under the most extreme conditions.



RMS-4172	Yamaha	04-22	WR450F
		09-13	YFZ450R ATV
		10-11	YFZ450X ATV
		04-22	YZ450F
		16-22	YZ450FX





The Rekluse clutch cover is specifically engineered to provide unparalleled durability and performance in a single, stylish component. Our covers are ready to ride whenever you are. They stand up against rocks, logs, boots, and whatever else you may encounter in your adventures.

RMS-300	GasGas	2018	EC 250
		2018	EC 300
		2018	GP 250
		2018	GP 300
		2018	XC 250
		2018	XC 300
RMS-302	GasGas	03-06	DE 250
		03-06	DE 300
		00-11	EC 200
		2017	EC 200
		2012	EC 200R
		2017	EC 200R
		00-15	EC 250
		2017	EC 250
		00-15	EC 300
		2017	EC 300
		2012	EC 300R
		2017	EC 300R
		00-09	MC 250
		00-05	MC 300
		07-08	MC 300
		00-02	XC 200
		10-12	XC 200
		00-02	XC 250
		11-13	XC 250
		00-02	XC 300
11-13	XC 300		
RMS-309	Honda	17-18	CRF 450 R
		17-18	CRF 450 RX
RMS-310	Honda	09-16	CRF 450 R
RMS-311	Honda	02-07	CR 250 R
RMS-312	Honda	04-09	CRF 250 R
		04-09	CRF 250 X
		12-17	CRF 250 X
RMS-313	Honda	02-08	CRF 450 R
RMS-315	Honda	04-09	TRX 450R ATV
		13-14	TRX 450R ATV
RMS-316	Honda	10-17	CRF 250 R
RMS-319	Honda	05-09	CRF 450 X
		12-18	CRF 450 X
RMS-321	Beta	13-17	250 RR
		15-17	250 RR-Race Edition
		13-17	300 RR
		15-17	300 RR-Race Edition
		15-17	X Trainer 300

RMS-322	Beta	18-22	250 RR		
		18-19	250 RR-Race Edition		
		18-22	300 RR		
		18-19	300 RR-Race Edition		
		18-21	X Trainer 300		
		RMS-323	Beta	11-13	350 RR
2017	350 RR				
14-17	350 RR (Except Factory Edition)				
15-17	350 RR-Race Edition				
2017	350 RR-S				
15-17	390 RR				
2017	390 RR-S				
2015	390 RS				
10-14	400 RR				
2011	400 RR Factory				
13-14	400 RS				
15-17	430 RR				
15-17	430 RR-Race Edition				
2017	430 RR-S				
2015	430 RS				
10-14	450 RR				
2011	450 RR Factory				
13-14	450 RS				
15-17	480 RR				
15-17	480 RR-Race Edition				
12-14	498 RR				
2017	500 RR-S				
2015	500 RS				
10-11	520 RR				
2011	520 RR Factory				
13-14	520 RS				
RMS-324	Sherco	14-22	250 SEF		
		14-19	250 SEF-R		
		2013	250i		
		12-13	250i-R		
		14-22	300 SEF		
		14-19	300 SEF-R		
		2013	300i		
		2013	300i-R		
		RMS-325	Beta	18-19	350 RR
				18-19	350 RR-Race Edition
18-19	350 RR-S				
18-19	390 RR				
18-19	390 RR-Race Edition				
18-19	390 RR-S				



The Rekluse clutch cover is specifically engineered to provide unparalleled durability and performance in a single, stylish component. Our covers are ready to ride whenever you are. They stand up against rocks, logs, boots, and whatever else you may encounter in your adventures.

RMS-325	Beta	18-19	430 RR
		18-19	430 RR-Race Edition
		18-19	430 RR-S
		18-19	480 RR
		18-19	480 RR-Race Edition
		18-19	500 RR-S
RMS-327	Husaberg	09-12	FE 390
		09-12	FE 450
		09-12	FE 570
		09-12	FS 570
		09-12	FX 450
RMS-330	KTM	09-10	450 SX ATV
		07-12	450 SX-F
		08-09	450 XC-F
		09-10	505 SX ATV
		07-08	505 SX-F
		08-09	505 XC-F
RMS-331	Husq.	14-17	TC 85
		KTM	2004 105 SX
		06-11	105 SX
		08-09	105 XC
		03-17	85 SX
		12-15	85 SXS
		08-09	85 XC
	RMS-332	KTM	09-11
2011			400 EXC FACTORY EDITION
09-11			400 XC-W
08-11			450 EXC
2010			450 EXC CHAMPION EDITION
2011			450 EXC FACTORY EDITION
09-11			450 EXC SIX-DAYS
2008			450 EXC-R
2008			450 EXC-R SIX-DAYS
2008			450 XCR-W
09-11			450 XC-W
2010			450 XC-W CHAMPION EDITION
10-11			450 XC-W SIX-DAYS
09-11			530 EXC
2010			530 EXC CHAMPION EDITION
2011			530 EXC FACTORY EDITION
09-11			530 EXC SIX-DAYS
2008			530 EXC-R
2008			530 EXC-R SIX-DAYS
2008			530 XCR-W
09-11			530 XC-W

RMS-332	KTM	10-11	530 XC-W SIX-DAYS
RMS-334	Husaberg	13-14	FE 450
		13-14	FE 501
	Husq.	14-15	FC 450
		14-16	FE 450
		14-16	FE 501
		15-16	FE 501 S
		2016	FR 450 RALLY
	KTM	12-16	450 EXC
		2015	450 EXC FACTORY EDITION
		12-16	450 EXC SIX-DAYS
		15-16	450 Rally Factory Replica
		2014	450 SMR
13-15		450 SX-F	
12-14		450 SX-F Factory Edition	
13-15		450 XC-F	
12-16		450 XC-W	
12-16		500 EXC	
12-16		500 EXC SIX-DAYS	
12-16	500 XC-W		
RMS-335	Husaberg	2014	FE 250
		13-14	FE 350
	Husq.	14-15	FC 250
		14-15	FC 350
		14-16	FE 250
		14-16	FE 350
		15-16	FE 350 S
	KTM	14-16	250 EXC-F
		2015	250 EXC-F FACTORY EDITION
		14-16	250 EXC-F SIX-DAYS
		13-15	250 SX-F
13-15		250 XC-F	
14-16		250 XCF-W	
12-16		350 EXC-F	
2015		350 EXC-F FACTORY EDITION	
12-16		350 EXC-F SIX-DAYS	
12-17		350 Freeride	
11-15		350 SX-F	
11-15	350 XC-F		
12-16	350 XCF-W		
14-16	350 XCF-W SIX-DAYS		
RMS-336	Husaberg	11-12	TE 250
		11-12	TE 300
	KTM	04-12	250 EXC
		2010	250 EXC E-STARTER



The Rekluse clutch cover is specifically engineered to provide unparalleled durability and performance in a single, stylish component. Our covers are ready to ride whenever you are. They stand up against rocks, logs, boots, and whatever else you may encounter in your adventures.

RMS-336	KTM	2005	250 EXC FACTORY
		2011	250 EXC FACTORY EDITION
		04-12	250 EXC SIX-DAYS
		03-12	250 SX
		06-12	250 XC
		06-12	250 XC-W
		04-07	300 EXC
		09-12	300 EXC
		2011	300 EXC FACTORY EDITION
		05-07	300 EXC SIX-DAYS
		2009	300 EXC SIX-DAYS
		11-12	300 EXC SIX-DAYS
		07-08	300 EXC-E
		2008	300 EXC-E SIX-DAYS
		2010	300 EXC-E SIX-DAYS
		04-05	300 MXC
		06-12	300 XC
06-12	300 XC-W		
2011	300 XC-W SIX-DAYS		
RMS-338	Husaberg	2014	TE 125
	KTM	14-15	TC 125
		14-16	TE 125
		98-99	125 EGS
		98-16	125 EXC
		2010	125 EXC CHAMPION EDITION
		2011	125 EXC FACTORY EDITION
		2015	125 EXC FACTORY EDITION
		01-16	125 EXC SIX-DAYS
		00-01	125 EXE
		98-09	125 SX
		11-15	125 SX
		00-08	125 SXS
		07-08	144 SX
		09-15	150 SX
		10-14	150 XC
		98-16	200 EXC
98-03	200 MXC		
03-04	200 SX		
06-09	200 XC		
06-16	200 XC-W		
RMS-340	Kawasaki	09-20	KX250F
RMS-342	Kawasaki	98-09	KX100
		11-22	KX100
		2009	KX100 Monster Energy
		98-00	KX80

RMS-342	Kawasaki	01-22	KX85
		2009	KX85 Monster Energy
RMS-344	Kawasaki	16-18	KX450F
RMS-345	Kawasaki	08-14	KFX450R ATV
		08-21	KLX450R
		06-15	KX450F
RMS-355	Husq.	10-12	TC 250
		2013	TC 250 R
		10-11	TC 310
		10-12	TE 250
		2013	TE 250 R
		10-12	TE 310
		2013	TE 310 R
		10-12	TXC 250
		2013	TXC 250 R
		2012	TXC 310
2013	TXC 310 R		
RMS-356	Husq.	06-10	TC 450
		06-10	TC 510
		08-10	TE 450
		08-10	TE 510
		06-10	TXC 450
		06-10	TXC 510
RMS-364	Suzuki	10-11	RM-X 450
		2017	RM-X 450
		08-22	RM-Z 450
RMS-367	Suzuki	07-22	RM-Z 250
RMS-369	Honda	92-01	CR 250 R
		94-01	CR 500 R
RMS-370	Yamaha	99-22	YZ250
		16-22	YZ250X
RMS-371	GasGas	10-15	EC 250F
		13-15	EC 300F
	Yamaha	01-14	WR250F
RMS-372	Yamaha	01-13	YZ250F
		18-21	YZ65
02-22	YZ85		
RMS-373	GasGas	12-15	EC 450F
		Yamaha	03-15
	04-09	YFZ450 ATV	
	12-13	YFZ450 ATV	
	2017	YFZ450 ATV	
	9-20	YFZ450R ATV	
	10-11	YFZ450X ATV	
05-09	YZ450F		



The Rekluse clutch cover is specifically engineered to provide unparalleled durability and performance in a single, stylish component. Our covers are ready to ride whenever you are. They stand up against rocks, logs, boots, and whatever else you may encounter in your adventures.

CLUTCH COVER

RMS-376	Yamaha	16-22 WR450F 10-22 YZ450F 16-22 YZ450FX
RMS-378	Yamaha	15-18 WR250F 14-18 YZ250F 15-17 YZ250FX
RMS-380	Husq.	16-22 FC 450 2018 FC 450 Rockstar Edition 17-22 FE 450 17-22 FE 501 17-22 FE 501 S 17-22 FX 450
	KTM	2018 450 EXC SIX-DAYS 17-22 450 EXC-F 17-20 450 EXC-F SIX DAYS 16-22 450 SX-F 15-18 450 SX-F Factory Edition 16-22 450 XC-F 2017 450 XC-W 17-22 500 EXC-F 17-20 500 EXC-F SIX DAYS
RMS-386	Husaberg	13-14 TE 250 13-14 TE 300
	Husq.	14-16 TC 250 14-16 TE 250 14-16 TE 300
	KTM	13-16 250 EXC 2015 250 EXC FACTORY EDITION 13-16 250 EXC SIX-DAYS 13-16 250 SX 13-16 250 XC 13-16 250 XC-W 13-16 300 EXC 2015 300 EXC FACTORY EDITION 13-16 300 EXC SIX-DAYS 13-16 300 XC 13-16 300 XC-W 14-16 300 XC-W SIX-DAYS
RMS-387	Husq.	17-22 TC 65
	KTM	09-22 65 SX 12-15 65 SXS 2009 65 XC
RMS-390	Husq.	16-21 TC 125 17-20 TE 150 17-18 TX 125


RMS-390	KTM	16-22 125 SX 17-22 125 XC-W 16-22 150 SX 17-22 150 XC-W				
		RMS-395	Husq.	16-22 FC 250 16-22 FC 350 17-22 FE 250 17-22 FE 350 17-22 FE 350 S 17-22 FX 350		
				KTM	17-22 250 EXC-F 17-20 250 EXC-F SIX-DAYS 16-22 250 SX-F 15-16 250 SX-F Factory Edition 16-22 250 XC-F 17-22 350 EXC-F 17-20 350 EXC-F SIX-DAYS 16-22 350 SX-F 2015 350 SX-F Factory Edition 16-22 350 XC-F	
		RMS-396	Husq.		17-21 TC 250 17-18 TE 250 18-22 TE 250i 17-18 TE 300 18-22 TE 300i 17-19 TX 300	
KTM	17-18 250 EXC 17-18 250 EXC SIX-DAYS 18-22 250 EXC TPI 18-20 250 EXC TPI SIX DAYS 17-22 250 SX 17-19 250 XC 17-18 250 XC-W 18-19 250 XC-W TPI 17-18 300 EXC 17-18 300 EXC SIX-DAYS 18-22 300 EXC TPI 18-20 300 EXC TPI SIX DAYS 17-19 300 XC 17-19 300 XC-W 19-22 300 XC-W TPI 2019 300 XC-W TPI SIX DAYS					
	RMS-401				Honda	18-22 CRF 250 R
	RMS-409				Honda	17-18 CRF 450 R 17-18 CRF 450 RX



The Rekluse clutch cover is specifically engineered to provide unparalleled durability and performance in a single, stylish component. Our covers are ready to ride whenever you are. They stand up against rocks, logs, boots, and whatever else you may encounter in your adventures.

RMS-414	Honda	09-16	CRF 450 R
RMS-415	Honda	04-09	TRX 450R ATV
		13-14	TRX 450R ATV
RMS-416	Honda	10-17	CRF 250 R
RMS-440	Kawasaki	09-20	KX250F
RMS-445	Kawasaki	08-14	KFX450R ATV
		08-21	KLX450R
		06-15	KX450F
RMS-464	Suzuki	10-11	RM-X 450
		2017	RM-X 450
		08-22	RM-Z 450
RMS-467	Suzuki	07-22	RM-Z 250
RMS-470	Yamaha	99-22	YZ250
		16-22	YZ250X
RMS-471	GasGas	10-15	EC 250F
		13-15	EC 300F
	Yamaha	01-14	WR250F
		01-13	YZ250F
RMS-473	GasGas	12-15	EC 450F
	Yamaha	03-15	WR450F
		04-09	YFZ450 ATV
		12-13	YFZ450 ATV
		2017	YFZ450 ATV
		9-20	YFZ450R ATV
		10-11	YFZ450X ATV
05-09	YZ450F		
RMS-476	Yamaha	16-22	WR450F
		10-22	YZ450F
		16-22	YZ450FX
RMS-478	Yamaha	15-18	WR250F
		14-18	YZ250F
		15-19	YZ250FX






Rekluses thin friction disk technology increases the number of disks in your clutch giving you an extra boost while also transferring more power to the rear wheel.

RMS-4812	GasGas	10-15	EC 250F
		13-15	EC 300F
	Honda	00-07	CR 125 R
		04-22	CRF 250 R
		04-09	CRF 250 X
		12-17	CRF 250 X
	Husaberg	2013	FE 250
		2014	TE 125
	Husq.	14-18	TC 125
		10-12	TC 250
		2013	TC 250 R
		10-11	TC 310
		14-16	TE 125
		17-18	TE 150
		10-12	TE 250
		2013	TE 250 R
		10-12	TE 310
		2013	TE 310 R
		17-18	TX 125
		10-12	TXC 250
		2013	TXC 250 R
		2012	TXC 310
		2013	TXC 310 R
		KTM	98-99
	98-16		125 EXC
	2010		125 EXC CHAMP. EDITION
	2011		125 EXC FACTORY EDITION
	2015		125 EXC FACTORY EDITION
	01-16		125 EXC SIX-DAYS
	00-01		125 EXE
	98-09		125 SX
	11-18		125 SX
	00-08		125 SXS
17-18	125 XC-W		
07-08	144 SX		
09-18	150 SX		
10-14	150 XC		
17-18	150 XC-W		
98-16	200 EXC		
98-03	200 MXC		
03-04	200 SX		
06-09	200 XC		
06-16	200 XC-W		
07-13	250 EXC-F		
2010	250 EXC-F CHAMP. EDITION		

RMS-4812	KTM	2011	250 EXC-F FACT. EDITION	
		07-13	250 EXC-F SIX-DAYS	
		06-12	250 SX-F	
		07-12	250 XC-F	
		07-13	250 XCF-W	
		2010	250 XCF-W CHAMP. EDIT.	
		2011	250 XCF-W SIX-DAYS	
		Yamaha	01-18	WR250F
			01-18	YZ250F
			15-19	YZ250FX
RMS-4813	Arctic Cat	04-08	DVX 400 ATV	
		Honda	92-07	CR 250 R
	90-07		CR 500 AF	
	90-01		CR 500 R	
	02-18		CRF 450 R	
	17-18		CRF 450 RX	
	05-09		CRF 450 X	
	Kawasaki	04-09	TRX 450R ATV	
		13-14	TRX 450R ATV	
		03-06	KFX400 ATV	
		08-14	KFX450R ATV	
		02-04	KLX400	
		08-21	KLX450R	
	Polaris	06-07	Outlaw 500 ATV	
		03-07	Predator 500 ATV	
		00-17	DR-Z 400	
		00-18	DR-Z 400 E	
	RMS-4813	Polaris	00-18	DR-Z 400 S
			05-18	DR-Z 400 SM
			03-09	LT-Z400 ATV
11-14			LT-Z400 ATV	
RMS-4818	Honda	07-22	CRF 150 R	
		Kawasaki	98-09	KX100
	11-22		KX100	
	2009		KX100 Monster Energy	
	98-00		KX80	
	01-22	KX85		
2009	KX85 Monster Energy			
RMS-4834	Husaberg	2014	FE 250	
		13-14	FE 350	
		13-14	FE 450	
		13-14	FE 501	
		13-14	TE 250	



Rekluses thin friction disk technology increases the number of disks in your clutch giving you an extra boost while also transferring more power to the rear wheel.

RMS-4834	Husaberg	13-14	TE 300
		14-22	FC 250
		14-22	FC 350
Husq.		14-22	FC 450
		2018	FC 450 Rockstar Edition
		14-22	FE 250
		14-22	FE 350
		15-17/20-22	FE 350 S
		14-22	FE 450
		14-22	FE 501
		15-22	FE 501 S
		2016	FR 450 RALLY
		17-22	FX 350
		17-22	FX 450
		14-22	TC 250
		14-18	TE 250
		18-22	TE 250i
		14-18	TE 300
	18-22	TE 300i	
	17-19	TX 300	
KTM		13-18	250 EXC
		2015	250 EXC FACTORY EDITION
		13-17	250 EXC SIX-DAYS
		18-22	250 EXC TPI
		18-20	250 EXC TPI SIX DAYS
		14-22	250 EXC-F
		2015	250 EXC-F FACT. EDITION
		14-20	250 EXC-F SIX-DAYS
		14-17	250 Freeride
		13-22	250 SX
		13-22	250 SX-F
		15-16	250 SX-F Factory Edition
		13-19	250 XC
		13-22	250 XC-F
		14-16	250 XCF-W
		13-18	250 XC-W
		18-19	250 XC-W TPI
		13-18	300 EXC
		2015	300 EXC FACTORY EDITION
		13-17	300 EXC SIX-DAYS
		18-22	300 EXC TPI
	18-20	300 EXC TPI SIX DAYS	
	13-19	300 XC	
	13-19	300 XC-W	
	14-16	300 XC-W SIX-DAYS	

RMS-4834	KTM	19-22	300 XC-W TPI
		2019	300 XC-W TPI SIX DAYS
		12-22	350 EXC-F
		2015	350 EXC-F FACT. EDITION
		12-20	350 EXC-F SIX-DAYS
		12-17	350 Freeride
		11-22	350 SX-F
		2015	350 SX-F Factory Edition
		11-22	350 XC-F
		12-16/20-22	350 XCF-W
		14-16	350 XCF-W SIX-DAYS
		12-16	450 EXC
		2015	450 EXC FACTORY EDITION
12-16	450 EXC SIX-DAYS		
2018	450 EXC SIX-DAYS		
RMS-4834	KTM	17-22	450 EXC-F
		17-20	450 EXC-F SIX DAYS
		15-16	450 Rally Factory Replica
		13-22	450 SX-F
		12-18	450 SX-F Factory Edition
		13-22	450 XC-F
		12-17	450 XC-W
		12-16	500 EXC
12-16	500 EXC SIX-DAYS		
17-22	500 EXC-F		
17-20	500 EXC-F SIX DAYS		
12-16	500 XC-W		
RMS-4861	Kawasaki	04-20	KX250F
	Suzuki	04-22	RM-Z 250
	Yamaha	19-22	YZ250F
RMS-4865	Kawasaki	03-07	KX250
	Suzuki	06-11	LT-R450 ATV
		96-08	RM 250
		10-11	RM-X 450
		2017	RM-X 450
05-22	RM-Z 450		
RMS-4873	Beta	13-17	250 RR
		15-17	250 RR-Race Edition
		13-17	300 RR
		15-17	300 RR-Race Edition
		11-13	350 RR
		2017	350 RR
		14-17	350 RR (Except Fact. Edit.)
		15-17	350 RR-Race Edition
		2017	350 RR-S



Rekluses thin friction disk technology increases the number of disks in your clutch giving you an extra boost while also transferring more power to the rear wheel.

RMS-4873	Beta	15-17	390 RR
		2017	390 RR-S
		2015	390 RS
		10-14	400 RR
		2011	400 RR Factory
		13-14	400 RS
		15-17	430 RR
		15-17	430 RR-Race Edition
		2017	430 RR-S
		2015	430 RS
		10-14	450 RR
		2011	450 RR Factory
		13-14	450 RS
		15-17	480 RR
		15-17	480 RR-Race Edition
		12-14	498 RR
		2017	500 RR-S
		2015	500 RS
		10-11	520 RR
		2011	520 RR Factory
		13-14	520 RS
15-17	X Trainer 300		
	GasGas	12-15	EC 450F
	Yamaha	01-05	Raptor 660R ATV
		06-17	Raptor 700 ATV
		06-17	Raptor 700R ATV
		3-22	WR450F
		4-09	YFZ450 ATV
		12-13	YFZ450 ATV
		09-13	YFZ450R ATV
		10-11	YFZ450X ATV
		92-22	YZ250
		16-22	YZ250X
	03-22	YZ450F	
	16-22	YZ450FX	





The Rekluse billet aluminum manual slave cylinder is a direct bolt-on replacement product designed to improve the hydraulic systems durability and increase the riders connection to the engine. It has been proven in the toughest riding environments at the highest levels of racing.

742-002	Husaberg	2013	FE 250
		13-14	FE 450
		13-14	FE 501
		13-14	TE 250
		13-14	TE 300
	Husq.	14-15	FC 450
		14-15	FE 450
		14-15	FE 501
		2015	FE 501 S
		14-16	TC 250
		14-16	TE 250
		14-16	TE 300
	KTM	13-16	250 EXC
		2015	250 EXC FACTORY EDITION
		13-16	250 EXC SIX-DAYS
		07-13	250 EXC-F
		2010	250 EXC-F CHAMP. EDITION
		2011	250 EXC-F FACT. EDITION
		07-13	250 EXC-F SIX-DAYS
		13-16	250 SX
		07-12	250 SX-F
		13-16	250 XC
		06-12	250 XC-F
		13-16	250 XC-W
		07-13	250 XCF-W
		2010	250 XCF-W CHAMP. EDIT.
		2011	250 XCF-W SIX-DAYS
		13-16	300 EXC
		2015	300 EXC FACTORY EDITION
		13-16	300 EXC SIX-DAYS
		13-16	300 XC
		13-16	300 XC-W
		14-16	300 XC-W SIX-DAYS
		09-11	400 EXC
		2011	400 EXC FACTORY EDITION
		09-11	400 XC-W
		08-15	450 EXC
		2010	450 EXC CHAMP. EDITION
		2011	450 EXC FACTORY EDITION
		2015	450 EXC FACTORY EDITION
		09-15	450 EXC SIX-DAYS
		2008	450 EXC-R
		2008	450 EXC-R SIX-DAYS
		13-15	450 SX-F
		12-14	450 SX-F Factory Edition

742-002	KTM	13-15	450 XC-F
		09-15	450 XC-W
		2010	450 XC-W CHAMP. EDITION
		10-11	450 XC-W SIX-DAYS
		2008	450 XCR-W
		12-15	500 EXC
		12-15	500 EXC SIX-DAYS
		12-15	500 XC-W
		09-11	530 EXC
		2010	530 EXC CHAMP. EDITION
		2011	530 EXC FACTORY EDITION
		09-11	530 EXC SIX-DAYS
		2008	530 EXC-R
		2008	530 EXC-R SIX-DAYS
		09-11	530 XC-W
10-11	530 XC-W SIX-DAYS		
2008	530 XCR-W		
742-003	Husaberg	2014	FE 250
		13-14	FE 350
	Husq.	14-15	FC 250
		14-15	FC 350
		14-16	FE 250
		14-16	FE 350
		15-16	FE 350 S
	KTM	14-16	250 EXC-F
		2015	250 EXC-F FACT. EDITION
		14-16	250 EXC-F SIX-DAYS
13-15		250 SX-F	
13-15		250 XC-F	
14-16		250 XCF-W	
12-16		350 EXC-F	
2015		350 EXC-F FACT. EDITION	
12-16	350 EXC-F SIX-DAYS		
12-17	350 Freeride		
11-15	350 SX-F		
11-15	350 XC-F		
12-16	350 XCF-W		
14-16	350 XCF-W SIX-DAYS		
742-004	KTM	07-12	450 SX-F
		08-09	450 XC-F
		07-09	505 SX-F
		08-09	505 XC-F
742-005	Husaberg	2014	TE 125
	Husq.	14-15	TC 125
		14-16	TE 125



The Rekluse billet aluminum manual slave cylinder is a direct bolt-on replacement product designed to improve the hydraulic systems durability and increase the riders connection to the engine. It has been proven in the toughest riding environments at the highest levels of racing.

742-005	KTM	98-99	125 EGS
		98-16	125 EXC
		2010	125 EXC CHAMP. EDITION
		2011	125 EXC FACTORY EDITION
		2015	125 EXC FACTORY EDITION
		01-16	125 EXC SIX-DAYS
		00-01	125 EXE
		98-15	125 SX
		00-08	125 SXS
		07-08	144 SX
		09-15	150 SX
		10-14	150 XC
		98-16	200 EXC
		98-03	200 MXC
		03-04	200 SX
		06-09	200 XC
		06-16	200 XC-W
742-007	Husaberg	11-12	TE 250
		11-12	TE 300
742-007	KTM	06-12	250 EXC
		2010	250 EXC E-STARTER
		2011	250 EXC FACTORY EDITION
		06-12	250 EXC SIX-DAYS
		06-12	250 SX
		06-12	250 XC
		06-12	250 XC-W
		06-12	300 EXC
		2011	300 EXC FACTORY EDITION
		06-12	300 EXC SIX-DAYS
		07-08	300 EXC-E
		2008	300 EXC-E SIX-DAYS
		2010	300 EXC-E SIX-DAYS
		06-12	300 XC
		06-12	300 XC-W
2011	300 XC-W SIX-DAYS		
742-008	Husaberg	09-12	FE 390
		09-12	FE 450
		09-12	FE 570
		09-12	FS 570
		09-12	FX 450
742-009	Husq.	10-12	TC 250
		2013	TC 250 R
		10-11	TC 310
		10-12	TE 250
		2013	TE 250 R
742-009	Husq.	10-12	TE 310
		2013	TE 310 R
		10-12	TXC 250
		2013	TXC 250 R
		2012	TXC 310
		2013	TXC 310 R
742-010	GasGas	03-06	DE 250
		03-06	DE 300
		00-17	EC 200
		2012	EC 200R
		2017	EC 200R
		00-17	EC 250
		00-17	EC 300
		2012	EC 300R
		2017	EC 300R
		00-09	MC 250
		00-08	MC 300
		00-02	XC 200
		10-12	XC 200
		00-02	XC 250
		11-13	XC 250
		00-02	XC 300
		11-13	XC 300
742-011	KTM	1999	250 EGS
		99-05	250 EXC
		2005	250 EXC FACTORY
		01-05	250 EXC SIX-DAYS
		99-05	250 MXC
		99-05	250 SX
		03-05	250 SXS
		1999	300 EGS
		99-05	300 EXC
		01-03	300 EXC SIX-DAYS
		2005	300 EXC SIX-DAYS
		99-05	300 MXC
742-012	Sherco	14-19	250 SEF
		14-19	250 SEF-R
		2013	250i
		12-13	250i-R
		14-19	300 SEF
		14-19	300 SEF-R
		2013	300i
2013	300i-R		
742-013	Husq.	14-17	TC 85
		13-17	85 SX



The Rekluse billet aluminum manual slave cylinder is a direct bolt-on replacement product designed to improve the hydraulic systems durability and increase the riders connection to the engine. It has been proven in the toughest riding environments at the highest levels of racing.

742-013	Husq.	13-15	85 SXS
742-015	KTM	04-11	105 SX
		08-09	105 XC
		03-12	85 SX
		2012	85 SXS
		08-09	85 XC
742-016	KTM	14-17	250 Freeride
742-017	Husq.	16-17	TC 125
		2018	TC 125
		17-18	TE 150
		17-18	TX 125
	KTM	16-18	125 SX
		17-18	125 XC-W
		16-18	150 SX
		17-18	150 XC-W
742-019	KTM	09-13	65 SX
		12-13	65 SXS
		2009	65 XC
		08-09	690 Enduro
		09-15	690 Enduro R
		09-11	690 SMC
		12-15	690 SMC R
742-020	Husq.	17-20	TC 65
	KTM	14-20	65 SX
		14-15	65 SXS
742-021	Husq.	16-19	701 Enduro
		16-19	701 Supermoto
	KTM	16-19	690 Enduro R
		16-17	690 SMC R
742-024	KTM	08-10	1190 RC8
		09-10	1190 RC8 R
		2012	1190 RC8 R
742-026	Husq.	17-20	TC 250
		17-18	TE 250
		18-20	TE 250i
		17-18	TE 300
		18-20	TE 300i
		17-19	TX 300
	KTM	17-18	250 EXC
		2017	250 EXC SIX-DAYS
		18-20	250 EXC TPI
		18-20	250 EXC TPI SIX DAYS

742-026	KTM	18-19	250 XC-W TPI
		17-18	300 EXC
		2017	300 EXC SIX-DAYS
		18-20	300 EXC TPI
		18-20	300 EXC TPI SIX DAYS
		17-19	300 XC
		17-19	300 XC-W
		2019	300 XC-W TPI
2019	300 XC-W TPI SIX DAYS		
742-028	Husq.	16-20	FC 250
		16-20	FC 350
		17-20	FE 250
		17-20	FE 350
		17-20	FE 350 S
		17-20	FX 350
	KTM	17-20	250 EXC-F
		17-20	250 EXC-F SIX-DAYS
		16-20	250 SX-F
		15-16	250 SX-F Factory Edition
		16-20	250 XC-F
		2018	250F Freeride
		17-20	350 EXC-F
		17-20	350 EXC-F SIX-DAYS
		16-20	350 SX-F
		2015	350 SX-F Factory Edition
16-20	350 XC-F		
742-029	Husq.	16-20	FC 450
		2018	FC 450 Rockstar Edition
		17-20	FE 450
		17-20	FE 501
		2017	FE 501 S
		17-20	FX 450
	KTM	2018	450 EXC SIX-DAYS
		17-20	450 EXC-F
		17-19	450 EXC-F SIX DAYS
		16-20	450 SX-F
		15-18	450 SX-F Factory Edition
		16-20	450 XC-F
		2017	450 XC-W
		17-20	500 EXC-F
17-20	500 EXC-F SIX DAYS		
742-030	Beta	13-17	250 RR
		15-17	250 RR-Race Edition
		13-17	300 RR
		15-17	300 RR-Race Edition



The Rekluse billet aluminum manual slave cylinder is a direct bolt-on replacement product designed to improve the hydraulic systems durability and increase the riders connection to the engine. It has been proven in the toughest riding environments at the highest levels of racing.

742-030	Beta	11-13	350 RR
		2017	350 RR
		14-17	350 RR (Except Fact. Edition)
		15-17	350 RR-Race Edition
		2017	350 RR-S
		15-17	390 RR
		2017	390 RR-S
		2015	390 RS
		10-14	400 RR
		2011	400 RR Factory
		13-14	400 RS
		15-17	430 RR
		15-17	430 RR-Race Edition
		2017	430 RR-S
		2015	430 RS
		10-14	450 RR
		2011	450 RR Factory
		13-14	450 RS
		15-17	480 RR
		15-17	480 RR-Race Edition
		12-14	498 RR
		2017	500 RR-S
		2015	500 RS
		10-11	520 RR
2011	520 RR Factory		
13-14	520 RS		
15-17	X Trainer 300		
742-031	Beta	18-20	250 RR
		18-19	250 RR-Race Edition
		18-20	300 RR
		18-19	300 RR-Race Edition
		18-19	350 RR
		18-19	350 RR-Race Edition
		18-19	350 RR-S
		18-19	390 RR
		18-19	390 RR-Race Edition
		18-19	390 RR-S
		18-19	430 RR
		18-19	430 RR-Race Edition
		18-19	430 RR-S
		18-19	480 RR
		18-19	480 RR-Race Edition
		18-19	500 RR-S
		2018	X Trainer 300
		742-032	GasGas

742-032	GasGas	2018	EC 300
		2018	GP 250
		2018	GP 300
		2018	XC 250
		2018	XC 300

